

2016-17 IUPUI JAGUARS BASKETBALL



SCHEDULE/RESULTS

(7-9, 1-1 SUMMIT)

Date	Opponent	Result/Time
Nov. 4	#St. Joseph's College	W, 87-74
Nov. 11	at Eastern Kentucky	L, 87-97
Nov. 13	^at Michigan	L, 65-77
Nov. 18	^Howard	W, 77-55
Nov. 19	^Eastern Michigan	W, 83-71
Nov. 22	^at Marquette	L, 79-104
Nov. 26	at SIUE	L, 58-61
Nov. 30	at Illinois State	L, 63-77
Dec. 3	at Ball State	W, 73-62
Dec. 6	at Illinois	L, 77-85
Dec. 10	at Miami (Ohio)	L, 68-71
Dec. 12	Urbana	W, 109-67
Dec. 17	at Southern Utah	W, 101-81
Dec. 20	at Northwestern	L, 65-87
Dec. 28	Marian	W, 81-60
Dec. 31	*Western Illinois	W, 89-71
Jan. 5	*at North Dakota State	L, 89-93
Jan. 7	*at South Dakota	4:15 pm
Jan. 11	*Omaha	7:00 pm
Jan. 14	*at Oral Roberts	4:00 pm
Jan. 18	*South Dakota State	7:00 pm
Jan. 21	*Denver	1:00 pm
Jan. 25	*at Fort Wayne	7:30 pm
Jan. 28	*at Western Illinois	8:00 pm
Feb. 1	*North Dakota State	7:00 pm
Feb. 8	*at Omaha	8:00 pm
Feb. 11	*Oral Roberts	7:00 pm
Feb. 15	*at South Dakota State	8:00 pm
Feb. 19	*at Denver	3:00 pm
Feb. 23	*Fort Wayne	7:00 pm
Feb. 25	*South Dakota	7:00 pm
Mar. 4-5	Summit League Quarters	tba
Mar. 6	Summit League Semis	tba
Mar. 7	Summit League Finals	tba

denotes exhibition
 ^ part of 2K Classic (campus sites)
 * denotes Summit League games
 & denotes Summit League Tournament games

MEDIA COVERAGE

TV: MidcoSN / ESPN3
Video Stream: ESPN3
Radio: 97.5 FM Fox Sports; iHeartRadio
 Morgan Adcock (pxp)
Live Stats: IUPUIJags.com
Twitter: @IUPUIJaguars / @IUPUIMensBball

MBB CONTACT

Ed Holdaway - IUPUI Assistant AD
Email: eholdawa@iupui.edu
Twitter: @EdHoldaway
Cell: 317-908-2645

'03 NCAA TOURNAMENT, 2010 CBI

SOUTH DAKOTA (11-7, 2-1) vs.

IUPUI (7-9, 1-1)

Saturday, Jan. 7, 2017 - 3:15 p.m. Central (4:15 Eastern) - Vermillion, S.D. / Sanford Coyote Sports Center (6,000)

ABOUT THE SERIES




All-Time Record: South Dakota leads 7-3

Last Meeting: Feb. 25, 2016 - South Dakota 85, IUPUI 82 (Indiana Farmers Coliseum)

Streak: USD has won 1

Gardner vs. Foe: 2-2

THE JAGUARS



PROBABLE STARTERS (based on last game)

No.	Name	Yr.	Pos.	Ht.	Hometown	PPG	RPG	APG	FG%	3FG%	FT%
0	Dorell Combs	Sr.	G	6-2	Chicago, Ill.	17.6	1.8	3.1	.425	.365	.788
5	Kellon Thomas	Sr.	G	5-11	Indianapolis, Ind.	8.6	2.4	3.1	.323	.319	.902
15	Matt O'Leary	Sr.	F	6-8	Terre Haute, Ind.	14.8	6.6	2.8	.538	.471	.780
22	D.J. McCall	So.	G	6-6	Fort Wayne, Ind.	5.2	5.8	1.3	.435	.143	.560
24	Evan Hall	So.	F	6-7	Hindman, Ky.	7.0	5.6	0.8	.544	---	.441

OFF THE BENCH

1	T.J. Henderson	So.	G	6-0	Indianapolis, Ind.	5.7	1.8	1.8	.452	.417	.769
11	Josh James	Sr.	F/C	6-9	Cedar Lake, Ind.	2.2	2.3	0.1	.444	---	.786
12	Chad Hudson	Fr.	G	5-11	Jeffersonville, Ind.	0.6	0.6	0.4	.250	.333	.000
20	Grant Sinn	So.	G	6-2	Spencerville, Ind.	0.8	0.3	0.0	.167	.167	---
25	Ron Patterson	Jr.	G	6-2	Indianapolis, Ind.	8.8	2.3	1.9	.420	.383	.692
33	Giovanni Fraser	Fr.	F	6-8	Coral Springs, Fla.	1.5	1.3	0.0	.500	---	.333
35	Noah Thomas	R-Fr.	F/C	6-9	Whitestown, Ind.	1.0	0.8	0.0	.200	.000	.750
45	Aaron Brennan	Jr.	F	6-6	Noblesville, Ind.	7.5	3.1	0.9	.517	.391	.826

QUICK HITTERS

- Coming off Thursday's loss at North Dakota State, IUPUI looks to go back over .500 in Summit League play and capture its third road win of the season when it faces South Dakota (11-7, 2-1) on Saturday afternoon.
- IUPUI capped the non-conference slate at 6-8 overall - the six wins were the most in non-conference play since the 2011-12 squad went 7-7 to start the year. That team closed the non-conference schedule with four straight wins including over Western Kentucky, Ball State and Valparaiso.
- Before Christmas, IUPUI posted back-to-back 100-point games for the first time since January 1995. They are the first 100-point games in Head Coach **Jason Gardner's** three years with the program.
- IUPUI won the Indianapolis Subregional of the 2K Classic, capturing home wins over Howard (77-55) and Eastern Michigan (83-71). Junior **Ron Patterson** was named Subregional MVP (16.0 ppg, 9-of-17 3's).
- This marks the 45th season of IUPUI basketball and the 19th the Jaguars have competed at the NCAA Division I level. IUPUI won the program's 250th game at the D1 level against Urbana on Dec. 12.
- Head Coach **Jason Gardner** is the eighth head coach in the history of the program and is in his third year at the helm. The former Indiana Mr. Basketball and Arizona-star enters today with an 30-49 career record (16-18 in the Summit).
- IUPUI was picked 5th in The Summit according to the preseason polls, including one of the 32 first-place votes. The Jags trailed Omaha by 21 points, but easily cleared Oral Roberts by 132 points.
- Senior guard **Dorell Combs** was voted preseason First Team All-Summit League by the league's coaches after being picked to the league's All-Newcomer Team and 2nd Team All-League in 2016. Combs averaged a team-high 16.3 points and made 58 threes last year after sitting the previous season as a transfer. He closed his junior year with back-to-back 30+ scoring games, becoming the first IUPUI player to do so since **George Hill** in January 2008.
- Determined to rebuild the program with Indiana kids, Gardner has stayed true to his word as 13 of the team's 17 players hail from the Hoosier State this season. Five (**T.J. Henderson**, **Anthony Jones**, **Ron Patterson**, **Nick Rogers** and **Kellon Thomas**) are from Indianapolis.
- IUPUI will continue to rely heavily on the transfer market this year as four of the Jags' starters (Combs, Patterson, K. Thomas & **Matt O'Leary**) came to IUPUI via transfer.

2016-17 ROSTER

NUMERIC ROSTER

##	Name	Pos.	Ht.	Wt.	Yr.	Hometown/High School (Previous)
0	Darell Combs	G	6-2	195	Sr.	Chicago, Ill./Thornwood (Eastern Michigan)
1	T.J. Henderson	G	6-0	160	So.	Indianapolis, Ind./Scecina
2	Anthony Jones^	G	6-5	210	Fr.	Indianapolis, Ind./Speedway
5	Kellon Thomas	G	5-11	190	Gr.	Indianapolis, Ind./Southport (Kent State)
10	Nick Rogers #	G	6-1	170	So.	Indianapolis, Ind./Traders Point Academy (Toledo)
11	Josh James	F/C	6-9	225	Sr.	Cedar Lake, Ind./Andrean/Quakerdale [Iowa] Prep
12	Chad Hudson	G	5-11	175	Fr.	Jeffersonville, Ind./Don Bosco Prep
15	Matt O'Leary	F	6-8	225	Sr.	Terre Haute, Ind./Terre Haute North Vigo (Loyola)
20	Grant Sinn	G	6-2	180	So.	Spencerville, Ind./Fort Wayne Canterbury (North Park)
22	D.J. McCall	G	6-6	190	So.	Fort Wayne, Ind./Concordia Lutheran
24	Evan Hall	F	6-7	200	So.	Hindman, Ky./Knott County Central
25	Ron Patterson	G	6-2	200	Jr.	Indianapolis, Ind./Broad Ripple (Syracuse)
32	Elyjah Goss^	F	6-7	190	Fr.	Bolingbrook, Ill./Plainfield East
33	Giovanni Fraser	F	6-8	235	Fr.	Coral Springs, Fla./Coral Springs Charter
35	Noah Thomas	F/C	6-9	235	R-Fr.	Whitestown, Ind./Bridgton [Maine] Academy
40	Evan Borgman^	F	6-9	205	Fr.	Batesville, Ind./Jac-Cen-Del
45	Aaron Brennan	F	6-6	225	Jr.	Noblesville, Ind./Guerin Catholic

will sit out the 2016-17 season as a Division I transfer; ^ expected to redshirt the 2016-17 season

COACHING STAFF

Head Coach:	Jason Gardner
Alma Mater:	Arizona, '11
Career Record:	(30-49; 3rd season)
IUPUI Record:	(30-49; 3rd season)
Summit Record:	(16-18; 3rd season)
Associate Head Coach:	Matt Crenshaw
Alma Mater:	IUPUI, '04
Assistant Coach:	Scott Gillespie
Alma Mater:	Ripon College, '11
Assistant Coach:	Roy Hairston
Alma Mater:	Purdue, '97
Senior Advisor:	Andy Fagan
Alma Mater:	Indiana, '01
Strength Coach:	Jason Quarles
Alma Mater:	IUPUI, '12
Athletic Trainer:	Emily Nibbelink
Alma Mater:	Kansas, '05

PRONUNCIATION GUIDE

DARELL Combs (duh-RELL)

RADIO / TV ROSTER



#0 - DARELL COMBS
6-2 // Sr. // G
Chicago, Ill.




#1 - T.J. HENDERSON
6-0 // So. // G
Indianapolis, Ind.




#2 - ANTHONY JONES
6-5 // Fr. // G
Indianapolis, Ind.



#5 - KELLON THOMAS
5-11 // Gr. // G
Indianapolis, Ind.




#10 - NICK ROGERS
6-1 // So. // G
Indianapolis, Ind.



#11 - JOSH JAMES
6-9 // Sr. // F/C
Cedar Lake, Ind.



#12 - CHAD HUDSON
5-11 // Fr. // G
Jeffersonville, Ind.



#15 - MATT O'LEARY
6-8 // Sr. // F
Terre Haute, Ind.



#20 - GRANT SINN
6-2 // So. // G
Spencerville, Ind.



#22 - D.J. McCALL
6-6 // So. // G
Fort Wayne, Ind.



#24 - EVAN HALL
6-7 // So. // F
Hindman, Ky.




#25 - RON PATTERSON
6-2 // Jr. // G
Indianapolis, Ind.




#32 - ELYJAH GOSS
6-7 // Fr. // F
Bolingbrook, Ill.



#33 - GIOVANNI FRASER
6-8 // Fr. // F
Coral Springs, Fla.



#35 - NOAH THOMAS
6-9 // R-Fr. // F/C
Whitestown, Ind.



#40 - EVAN BORGMAN
6-9 // Fr. // F
Batesville, Ind.



#45 - AARON BRENNAN
6-6 // Jr. // F
Noblesville, Ind.



JASON GARDNER
Head Coach
3rd season

POLLS

ASSOCIATED PRESS			COACHES		
Week 9 (Jan. 2)			Week 9 (Jan. 2)		
Rank	Team (1st)		Rank	Team (1st)	
1	Villanova (59)		1	Villanova (30)	
2	Baylor (6)		2	Kansas (1)	
3	Kansas		3	Baylor	
4	UCLA		4	Gonzaga	
5	Gonzaga		5	UCLA	
6	Kentucky		6	Kentucky	
7	West Virginia		7	West Virginia	
8	Duke		8	Duke	
9	Louisville		9	Louisville	
10	Creighton		10	Creighton	
11	Virginia		11	Wisconsin	
12	Florida State		12	Virginia	
13	Wisconsin		13	Florida State	
14	North Carolina		14	Oregon	
15	Oregon		15	Xavier	
16	Xavier		16	North Carolina	
17	Arizona		17	Arizona	
18	Butler		18	Butler	
19	Saint Mary's		19	Saint Mary's	
20	Purdue		20	Purdue	
21	Virginia Tech		21	Notre Dame	
22	Cincinnati		22	Cincinnati	
23	Notre Dame		23	Virginia Tech	
24	Florida		24	Florida	
25	Indiana		25	Indiana	
25	USC				

Others Receiving Votes:
 Minnesota 56, Clemson 23,
 Miami 16, Maryland 6, Kansas
 State 5, Seton Hall 3, Iowa State
 3, Northwestern 2, VCU 2, UNC
 Wilmington 1

Others Receiving Votes:
 USC 49, South Carolina 23, Mi-
 ami 19, Minnesota 9, California
 7, Kansas State 7, New Mexico
 State 4, Clemson 4, UNC Wil-
 mington 4, Maryland 2, Nebraska
 1, Oklahoma State 1, Seton Hall 1

MID-MAJOR TOP 25

Week 9 (Jan. 2)					
Rk	Team (1st)	Record	Pts.	Prev.	Conf.
1.	Gonzaga (31)	14-0	775	1	West Coast
2.	UT Arlington	11-3	716	2	Sun Belt
3.	Wichita State	12-3	703	4	Missouri Valley
4.	Saint Mary's	12-1	688	5	West Coast
5.	UNCW	12-2	651	3	Colonial
6.	Valparaiso	11-3	620	8	Horizon
7.	Chattanooga	10-3	545	9	Southern
8.	New Mexico State	13-2	480	10	Western Athletic
9.	Fort Wayne	11-4	467	6	Summit
10.	Oakland	12-3	455	12	Horizon
11.	ETSU	11-3	439	11	Southern
12.	Monmouth	10-4	421	7	Metro Atlantic
13.	BYU	11-4	418	13	West Coast
14.	Akron	10-3	389	14	Mid-American
15.	Ohio	8-3	324	15	Mid-American
16.	Illinois State	10-4	305	17	Missouri Valley
17.	Arkansas State	10-4	242	23	Sun Belt
18.	UL Lafayette	10-4	231	16	Sun Belt
19.	Charleston	10-4	160	22	Colonial
20.	Tennessee State	9-4	158	19	Ohio Valley
21.	Little Rock	10-4	151	24	Sun Belt
22.	Florida Gulf Coast	11-5	126	NR	Atlantic Sun
23.	Missouri State	11-4	100	NR	Missouri Valley
24.	Belmont	7-4	91	NR	Ohio Valley
25.	Central Michigan	10-3	72	NR	Mid-American

THE SUMMIT LEAGUE

SUMMIT STANDINGS			IUPUI IN SUMMIT STATS		
through Jan. 5			as of Jan. [denotes NCAA ranking]		
Team	Overall (Pct.)	Sum. (Pct.)	Category	Summit [Nat Rk.]	Stat
North Dakota St.	11-5 (.688)	3-0 (1.000)	Scoring	3rd	78.3 ppg
Fort Wayne	12-4 (.750)	2-1 (.667)	Scoring Defense	5th	75.1 ppg
South Dakota	11-7 (.611)	2-1 (.667)	Scoring Margin	4th	+3.3 ppg
Western Illinois	5-9 (.357)	2-1 (.667)	Free Throw %	8th	68.1%
Denver	9-6 (.600)	1-1 (.500)	Field Goal %	4th	45.4%
IUPUI	7-9 (.438)	1-1 (.500)	Field Goal % Def.	6th	43.5%
South Dakota St.	8-10 (.444)	1-2 (.333)	3Pt Field Goal %	4th	37.9%
Oral Roberts	4-12 (.250)	0-2 (.000)	3Pt Field Goal % Def.	2nd	33.8%
Omaha	7-9 (.438)	0-3 (.000)	Rebounding Offense	4th	36.5 rpg
			Rebounding Defense	6th	36.3 rpg
			Rebounding Margin	5th	+0.1 rpg
			Blocked Shots	6th	2.9 bpg
			Assists	2nd	15.6 apg
			Steals	5th	6.3 spg
			Turnover Margin	3rd	+0.7 to/gm
			Assist/TO Ratio	1st	1.2 a/to
			Offensive Rebounds	2nd	11.3 rpg
			Defensive Rebounds	8th	25.2 rpg
			Defensive Reb. Pct	7th	70.0%
			Offensive Reb. Pct	3rd	30.6%
			3Pt Field Goals Made	4th	8.6 3's/gm
			Home Attendance	8th	965/gm

UPCOMING SCHEDULE		
Date	Game	Time
1/7	*Oral Roberts at Western Illinois	3 pm
	*IUPUI at South Dakota	4:15 pm
	*Omaha at South Dakota St.	5:30 pm
	*Denver at Fort Wayne	7 pm
1/11	*Omaha at IUPUI	7 pm
	*North Dakota St. at South Dakota	8 pm
	*Western Illinois at Denver	9 pm
1/12	*South Dakota St. at Oral Roberts	8 pm
1/14	*Fort Wayne at South Dakota	2 pm
	*IUPUI at Oral Roberts	4 pm
	*North Dakota St. at Denver	6 pm
	*Western Illinois at Omaha	8 pm
1/18	*South Dakota St. at IUPUI	7 pm
	*Denver at Omaha	8 pm
	*South Dakota at Oral Roberts	8 pm
1/19	*Fort Wayne at North Dakota St.	8 pm
1/21	*Denver at IUPUI	1 pm
	*North Dakota St. at Western Illinois	3 pm
	*Omaha at Oral Roberts	4 pm
	*Fort Wayne at South Dakota St.	5:30 pm
1/25	*IUPUI at Fort Wayne	7:30 pm
	*Western Illinois at South Dakota	8 pm
	*Oral Roberts at North Dakota St.	8 pm
	*South Dakota St. at Denver	9 pm
1/28	*Fort Wayne at Oral Roberts	4 pm
	*Denver at South Dakota	4:15 pm
	*IUPUI at Western Illinois	8 pm
	*South Dakota St. at Omaha	8 pm
1/31	*Denver at Oral Roberts	8 pm
2/1	*North Dakota St. at IUPUI	7 pm
	*Western Illinois at South Dakota St.	8 pm
	*South Dakota at Omaha	8 pm

Player Summit [Natl Rk.]			Stat
Darell Combs			
Scoring	4th		17.9 ppg
Assists	8th		3.1 apg
3FG Made	8th		2.1/game
Assist/TO Ratio	9th		1.4 a/to
FT Percentage	11th		78.1%
3FG Percentage	15th		36.7%
Evan Hall			
Off. Rebounding	3rd		2.6 rpg
Blocked Shots	t-6th		1.0 bpg
Rebounding	t-11th		5.6 rpg
T.J. Henderson			
Steals	t-15th		1.1 spg
D.J. McCall			
Off. Rebounding	8th		2.1 rpg
Rebounding	14th		5.5 rpg
Matt O'Leary			
FG Percentage	4th		55.1%
Def. Rebounding	4th		5.8 rpg
3FG Percentage	6th		46.0%
Rebounding	8th		6.7 rpg
Scoring	9th		14.7 ppg
3FG Made	t-10th		1.9/game
FT Percentage	12th		76.9%
Assists	13th		2.7 apg
Blocked Shots	t-14th		0.6 bpg
Ron Patterson			
3FG Made	t-10th		1.9/game
Steals	t-11th		1.3 spg
3FG Percentage	13th		37.7%
Kellon Thomas			
Assist-to-Turnover	4th		2.0 a/to
Assists	7th		3.1 apg

INSIDE THE SERIES

vs. South Dakota (3-7)

Date	Loc	Score	Res.
1-19-12	A	78-88	L
2-15-12	H	88-70	W
12-1-12	A	68-88	L
2-28-13	H	69-87	L
1-16-14	A	57-69	L
2-15-14	H	67-71	L
1-24-15	H	65-50	W
2-21-15	A	62-77	L
1-1-16	A	77-66	W
2-25-16	H	82-85	L

in Vermillion: 1-4

in Indianapolis: 2-3

neutral: 0-0

STATISTICAL COMPARISON

IUPUI	Category	USD
7-9	Record	11-7
1-1	Conf. Record	2-1
200	RPI	109
79.0	Scoring Off.	75.1
76.2	Scoring Def.	71.2
+2.8	Scoring Margin	+3.9
.447	FG%	.422
.439	FG% Def.	.421
.381	3FG%	.326
.348	3FG% Def.	.350
.687	FT%	.700
37.0	Reb. Average	39.0
36.1	Opp. Reb. Average	37.2
+0.9	Rebound Margin	+1.8
11.9	Offensive Reb.	11.9
25.1	Defensive Reb.	27.1
15.7	Assists Avg.	12.0
13.0	TO Avg.	12.1
13.6	Opp. TO	14.1
+0.6	TO Margin	+1.9
6.4	Steals Avg.	6.4
2.8	Blocks Avg.	3.6
8.8	3FG Made	6.7

TALE OF THE TAPE

PROJECTED SOUTH DAKOTA STARTERS

#	Pos	Name	Ht.	Cl.	PPG	RPG	APG	FG	3FG	FT
0	G	Trey Dickerson	6-1	Jr.	10.7	1.9	3.4	.399	.300	.692
2	G	Carlton Hurst	6-3	Jr.	8.1	4.8	0.8	.500	.552	.720
13	G	Matt Mooney	6-3	So.	15.6	4.2	1.9	.434	.330	.727
12	F	Trey Burch-Manning	6-6	So.	9.7	6.6	1.5	.405	.500	.630
45	F	Austin Sparks	6-8	Jr.	2.8	1.7	0.1	.692	---	.667

OFF THE BENCH

3	G	Triston Simpson	6-1	Fr.	5.0	2.7	1.9	.397	.440	.735
5	G	Joshua Doss	6-4	Jr.	1.6	0.9	0.1	.667	1.000	.500
20	G	Brandon Armstrong	6-5	Fr.	3.3	1.1	0.4	.244	.244	.786
22	G	Tyler Peterson	6-4	Fr.	5.1	3.2	0.8	.363	.245	.684
23	F	Tyler Flack	6-7	Sr.	13.4	7.7	0.6	.493	.269	.804
25	F	Tyler Hagedorn	6-10	So.	1.2	1.0	0.0	.500	.333	.500
31	F	Dan Jech	6-9	So.	2.7	2.4	0.2	.380	.083	.526
33	F	Logan Power	6-4	So.	1.8	1.5	0.5	.438	.500	.833

Head Coach: Craig Smith (3rd season)

JAGS RETURNERS VS. SOUTH DAKOTA (sorted by ppg)

Name	GP-S	MPG	PPG	RPG	APG	FG	3FG	FT	HI
Darell Combs	2-2	35.0	25.5	3.0	1.5	17-35	10-17	7-9	32
Matt O'Leary	2-2	28.0	15.0	6.5	4.0	11-20	3-11	5-8	15
Evan Hall	2-1	22.0	9.0	6.5	1.5	8-9	0-0	2-8	14
D.J. McCall	2-2	26.5	7.0	3.5	1.5	7-13	0-2	0-0	8
Aaron Brennan	3-2	16.7	4.7	2.3	2.7	5-14	0-0	4-4	8
Josh James	2-1	16.0	4.0	2.0	1.0	4-5	0-0	0-0	6
T.J. Henderson	2-0	5.5	0.0	0.5	0.0	0-4	0-3	0-0	0
Grant Sinn	-	-	-	-	-	-	-	-	-

NEWS, NOTES & STORYLINES

NDSU TAKEAWAYS

IUPUI dropped to 1-1 in Summit League play following Thursday's 93-89 loss at North Dakota State. Here are some key takeaways:

-IUPUI's 22 offensive boards were the team's most since grabbing 24 on Dec. 3, 2011, also against the Bison. However, IUPUI converted the 22 caroms into just five points - an average of 0.2 points/offensive board. Coming in, IUPUI was averaging 0.9 points/offensive board.

-The Jaguars hit a season-high 21 free throws in 28 attempts, keyed by **Kellon Thomas'** 9-of-11 effort. Thomas scored a season-high 21 points, one shy of matching his career-high at Kent State. He became the fifth different IUPUI player to lead the team in scoring this season and the third different Jag to score at least 20 in a game.

-IUPUI fell into a double-digit hole in the opening six-plus minutes before getting back within one (42-41) by halftime. It marked the second straight game IUPUI fell behind by double-digits in the game's opening minutes.

-All nine Jags that played, scored at least two points. Eight of the nine had an assist as IUPUI finished with 17 assists against just 12 turnovers.

SUMMIT LEAGUE OPENERS

Following last Saturday's win over Western Illinois, Head Coach **Jason Gardner** is now 3-0 in Summit League openers. He previously won at Fort Wayne (63-58) on Jan. 4, 2014 and at South Dakota (77-66) last season.

WINNING THE GLASS

IUPUI has won the glass in six of its last seven games and has a +8.8 rebound margin the past six games since inserting **D.J. McCall** in the starting five.

INSIDE THE COLISEUM

IUPUI is 14-2 (.875) at home the past two seasons and 19-10 (.655) since Gardner took over the program.

NO SLIM WINS

All seven of IUPUI's wins this season have been by double-digits with the closest margin being a 12-point win over Eastern Michigan.

On the flip side, the Jags haven't lost many close games either as only four of the nine defeats coming by fewer than 10 points.

10 TREYS

IUPUI has made at least 10 threes in a game seven times this season. That said, four of those seven have come in the Jaguars' five home games, where IUPUI is averaging hitting 11.2 triples per contest. The Jags are shooting 47.9 percent from deep in home games this season.

COMBS NOTES (@KidDrell1)

-Senior **Darell Combs** leads the Jags in scoring (17.9 ppg - fourth in The Summit) and was voted preseason First Team All-Summit this season. Combs was a 2nd Team selection following last season.

-The Chicago-native has scored in double-digits 40 times in 47 career games and 14 of 16 this season. He's hit for 20-or-more six times this season and 15 times in his career.

-Combs scored his 1,000th collegiate point in a 23-point effort in the win over Marian on Dec. 28. Including his 271 points scored at Eastern Michigan, Combs has 1,057 career points (786 at IUPUI) entering tonight's game.

-Combs not only leads the Jags in scoring, but also leads the team in free throws made (52), threes made (35) and minutes (31.1 mpg).

-Combs averaged 25.5 points per game against South Dakota last season, including a career-high 32 in the game in Indianapolis.

-Combs handed out his 100th career assist in the loss at Illinois.

-Combs capped his junior year with back-to-back 30+ scoring games, becoming the

first IUPUI player to do so since **George Hill** achieved the feat in 2008.

MATT O'LEARY NOTES (@OLEary_15)

-Senior **Matt O'Leary** is riding a career-best 15 straight games in double-digits, having hit for 10 or more in every game this season except the season-opener at EKU.

-O'Leary has one of the team's two double-doubles this season (**Evan Hall** has the other) and has two career double-doubles in an IUPUI uniform.

-O'Leary entered this week ranking among The Summit League leaders in nine different categories including field goal percentage (4th), three-point percentage (6th), rebounding (8th), scoring (9th), free throw percentage (12th) and assists (13th).

-After scoring just 20-or-more once last season, O'Leary has already done five times this year, including a career-high 25 at Illinois.

-O'Leary led the Jags in scoring just three times last season, but has already done so five times this year.

-O'Leary has started all 48 games of his IUPUI career.

-The past eight games, O'Leary is shooting 26-of-50 (52 percent) from three-point range. He's made a three in all but one game this season.

PATTERSON NOTES (@Buss34)

-Not known as a three-point threat upon transferring from Syracuse, junior **Ron Patterson** has been lethal from deep to start the season. The Indianapolis-native made just 15-of-71 (21.1 percent) attempts in his two years with the Orange, but is 31-of-81 (38.3 percent) this year.

-Patterson has hit at least three threes six times, including a career-high 5-of-9 in the win over Eastern Michigan.

-Patterson leads the Jaguars with 21 steals.

-His stat line in a 15-point effort at Marquette earlier this season was three 3's and three dunks.

LINEUP TWEAK

For the first time this season, Head Coach **Jason Gardner** altered his starting five prior to the win over Urbana, inserting sophomore **D.J. McCall** for junior **Ron Patterson**. McCall was averaging 9.3 points and 7.0 rebounds per game in the three games leading up to his move to the starting five.

Since moving to the starting five, McCall is averaging 4.3 points, 7.3 rebounds and 2.0 assists per game - the Jags are 4-2 since the lineup change.

SMARTY CATS

The Jaguars recently posted an all-time best semester GPA of 3.09 during the fall. All total, 13 Jaguars posted a GPA of 3.0 or above, led by **Matt O'Leary's** 4.0 mark.

MAJOR CONFERENCE FOES

IUPUI finished this season 0-4 against major conference foes with losses coming at Michigan, Marquette, Illinois and Northwestern. The Jags dropped those four games by an average margin of 16.8 points per game - the slimmest margin being an eight-point loss at Illinois.

CENTURY MARKS

Just before Christmas, the IUPUI offense exploded, scoring 100-or-more points in back-to-back games for the first time since January 1995. The 100 points games in the wins over Urbana and Southern Utah are the first 100-point games since Gardner took over three seasons ago and was the first 100-point game since scoring 112 against Judson on Jan. 2, 2014.

During that span, IUPUI hit 75-of-121 (62 percent) from the floor and 30-of-57 (52.6 percent) from beyond the arc. In addition, the Jags had 49 assists on 75 buckets.

SHOOTING 50

IUPUI is now 13-1 (.929) when shooting 50 percent or better under Gardner and 28-7

NEWS & NOTES (CONT.)

(.800) when outshooting the opposition.

DOWN 21

IUPUI was down 21 (59-38) with 14 minutes left at Miami before coming all the way back to tie the game in the final minute. Senior **Kellon Thomas** tied the score with a three with 29 seconds left before Miami scored the game's final three points to get the win.

UPSET BID THWARTED

IUPUI just missed picking off Illinois on Dec. 6 before falling in Champaign, 85-77. IUPUI led for nearly half the game and was tied in the final minutes before fading late.

Senior **Matt O'Leary** led three Jags in double-digits with a career-high 25 points and **Darell Combs** added 18. Illinois needed a 32-point effort from All-Big Ten performer Malcolm Hill to stave off the Jaguars.

2K CLASSIC

IUPUI capped the four-game 2K Classic with a 2-2 record, losing road games at Michigan and Marquette and winning the Indianapolis Subregional of the event. IUPUI captured home wins over Howard (77-55) and Eastern Michigan (83-71). **Ron Patterson** was named Subregional MVP after averaging 16 points and making 9-of-17 threes.

He was joined on the All-Tournament Team by senior forward **Matt O'Leary**, who averaged 10.5 points, 9.5 rebounds, 4.0 assists and 1.5 steals over two games.

JAGS GET DEFENSIVE

The most important stat in the Jags' wins over Howard and Eastern Michigan was how stingy the Jaguars' defense was - specifically on the perimeter. Howard and Eastern Michigan combined to hit just 36.3 percent from the field and 3-of-26 (11.5 percent) from three-point range.

Howard was 0-for-9 from three on Friday, marking the first time in IUPUI's Division I era (1998-present) that a foe hasn't hit at least one trey.

IUPUI DEBUTS

Three players made their IUPUI debuts in the season-opening loss at Eastern Kentucky as transfers **Ron Patterson** and **Kellon Thomas** were in the starting lineup and true freshman **Giovanni Fraser** came off the bench.

Below is a quick look at each of their stat lines in their IUPUI debuts:

Patterson (11 pts, 3-6 3's, 23 min)
K. Thomas (11 pts, 4 reb, 2 ast, 26 min)
Fraser (2 pts, 4 min)

Since then, two others (**Chad Hudson** and **Noah Thomas**) made their IUPUI debuts this season in the closing minutes of the win over Howard.

Hudson (2 min, 1 reb, 1 stl)
N. Thomas (3 min, 1-2 FT)

HOME COOKING

IUPUI went 9-2 at home last season at home and hasn't lost a non-conference home game since a 73-64 loss to Eastern Kentucky on Dec. 13, 2014.

The Jags are 5-0 at home this season, having won those four by an average margin of 23 points per contest.

FAMILIAR FACES

All total, IUPUI entered the season with eight guys with at least one season under their belts.

Junior **Aaron Brennan** entered the year having played in 60 career games and made 33 starts at IUPUI while **Josh James** returned to the program after a season away from basketball. The 6-foot-9 James appeared in 52 games and made 13 starts from 2013-15 before taking last year off.

Six others - Combs, O'Leary, **Evan Hall**, **T.J. Henderson**, **D.J. McCall** and **Grant Sinn** - have one year of IUPUI experience.

O'Leary started all 32 games last season while Combs started 29 times. Hall made 11 starts and McCall made 15 starts as a true freshman in 2015-16 before redshirting last season.

HOMEcomings

IUPUI was an easy choice for a pair of transfers, expected to play major roles this season. Both **Ron "Buss" Patterson** and **Kellon Thomas** are Indianapolis-natives and wanted to return to the Circle City to complete their college careers.

In addition, the duo played AAU basketball together alongside **Matt O'Leary** for Indiana Elite.

Another reason Patterson chose IUPUI was to honor his Broad Ripple High School teammate, the late **Steven Jamison**, who died of cancer in July 2010 who was committed to play at IUPUI and wore No. 25 (hence why Patterson wears 25). Patterson has a large 'Steven' tattoo across his chest, honoring his deceased friend.

Patterson chose IUPUI over a group that included Kent State, Ball State, Georgia State, Illinois State, Houston and

UNIVERSITY QUICK FACTS

Location	Indianapolis, Ind.
Founded	1969
Nickname	Jaguars
Colors	Red, gold & black
Enrollment	30,690
Affiliation	NCAA Division I
Conference	The Summit League
Home Facility (Cap.)	Indiana Farmers Coliseum (6,800)
Chancellor	Dr. Nasser Paydar
Athletics Director	Dr. Roderick Perry
Website	www.IUPUIJags.com
Twitter	@IUPUIJaguars
Athletics Phone	(317) 278-5247
Mailing Address	1000 Waterway Blvd. Indianapolis, IN 46202

BASKETBALL HISTORY

First Yr. of basketball	1972
Seasons of basketball	45th
Seasons of Division I basketball	19th
Division I (1998-pres.) Record	246-263 (.483)
NCAA Appearances	1
Last NCAA Appearance	2003
Last Postseason Appearance	2010 (CBI - Second Round)

Eastern Michigan. Thomas picked IUPUI over a group that included Purdue, Minnesota, Northwestern, Seton Hall, Ball State, Duquesne, Georgia State, UIC and Jacksonville.

PRESEASON PICKS

IUPUI was picked fourth or fifth by nearly every major publication this season and was voted fifth in The Summit League's preseason polls. Here's a breakdown of where IUPUI sat in the preseason publications:

Athlon Sports (5th); Blue Ribbon (5th); NBC Sports (4th); USA Today (4th); Lindy's (5th); The Sporting News (5th).

SCOURING THE HOOSIER STATE

The bulk of IUPUI's roster is made up of Indiana-natives as 13 of the 17 listed are from the Hoosier State. The only out-of-state players on the Jaguars' roster are Combs and true freshman **Elyjah Goss** (both from Illinois), sophomore **Evan Hall** (Kentucky) and true freshman **Giovanni Fraser** (Florida).

Of the 13 from the Hoosier State, five are from Indianapolis and Brennan is from a northern suburb of the city.

Of the current 17 players, Gardner has brought 14 to IUPUI. Only **Aaron Brennan**, **D.J. McCall** and **Josh James** were recruited by the previous staff.

HOW'D THEY GET HERE?

Everyone's path to Division I basketball is different. The Jags have a number of individuals that have taken different treks to IUPUI. Here's a quick rundown of 'how'd they get here'?

Graduate Transfers (1): Kellon Thomas (Kent St.)

Transfers (5): Combs (Eastern Mich.), O'Leary (Loyola), Patterson (Syracuse), Rogers (Toledo, will sit out 2016-17), Sinn (North Park)

True Freshmen (7): Borgman, Brennan, Fraser, Goss, Hall, Henderson, McCall

Prep School (4): Hudson, James, Jones, N. Thomas

TRUE NEWBIES

IUPUI's collection of freshmen this season consists of signees **Anthony Jones**, **Elyjah Goss** and **Giovanni Fraser** and non-scholarship additions **Evan Borgman** and **Chad Hudson**.

Jones, a 6-foot-5 swingman, attended FCI Prep in Sebring, Fla., last season where he averaged better than 20 points, five boards and four assists per game.

Goss, a bouncy 6-foot-7 forward, earned honorable mention All-State honors in Illinois a year ago and finished as Plainfield (Ill.) East's career leader in rebounds.

Fraser, a 6-foot-8 post player, averaged 15 points, 11 rebounds and two blocked shots per game as a senior, earning Third Team All-Broward County honors for 4A-2A schools.

Borgman, a skilled 6-foot-9 forward, averaged better than 18 points, eight rebounds and three blocked shots per game at Jac-Cen-Del High School.

Hudson, a 5-foot-11 guard, posted 11 points, four assists and 1.5 steals per game at Don Bosco Prep after a four-year career at Jeffersonville High School.

SEEING RED

True freshmen **Evan Borgman**, **Elyjah Goss** and **Anthony Jones** are expected to redshirt the season, leaving Gardner with 13 players at his disposal when the team is fully healthy.

MEDIA DEALS

Virtually every IUPUI game will be heard on 97.5 FM Fox

Sports Radio and 1260 WNDE in Central Indiana this year. Morgan Adcock (pxp) returns to the mic as the Voice of the Jaguars again this season.

In addition, every IUPUI home game will be broadcast on ESPN3 as Greg Rakestraw (pxp) and Hall of Famer Bob Lovell (analyst) will be the primary tandem on the call.

PLAYING PERCENTAGES

Below are the percentages returning of IUPUI's major statistical categories in 2016-17.

POINTS:	56.8% returns (1238/2181)
REBOUNDS:	51.4% returns (521/1014)
ASSISTS:	61.7% returns (219/355)
MINUTES:	51.6% returns (3,325/6,450)
3's MADE:	60.1% returns (110/183)
BLOCKS:	38.3% returns (31/81)
STEALS:	54.0% returns (115/213)

THE DEPARTED

IUPUI's two-man senior class of **Marcellus Barksdale** and **Mason Archie** are both considered key losses, particularly at the defensive end.

The 6-foot-5 Barksdale finished his career ranked second all-time in games played (134) and made 95 starts in an IUPUI uniform. He was a two-time honorable mention All-Summit League selection, averaging 8.5 points and 5.1 rebounds per game his final season. He also finished his IUPUI career ranked among the program's top-10 all-time in rebounds, steals and blocked shots.

Archie, a two-year letterwinner, started 44 times in 62 appearances in an IUPUI uniform. He averaged 6.2 points per game and hit 51 treys and was considered the Jags' top perimeter defender last season.

Both inked professional deals this past summer with Barksdale signing to play with TG s.Oliver Wuerzburg in Germany's Pro B League and Archie signing with Barret-eros de Zacatecas in the top league in Mexico (LNBP).

7,054 POINTS

Few coaching staffs can match the production of the IUPUI coaching quartet during their respective playing days. All total, IUPUI's four coaches combined to score 7,054 points in their four-year careers, led by Gardner's 1,984 points at Arizona. Gardner later had his No. 22 jersey retired at Arizona.

Scott Gillespie scored 1,871 points in his four years at Ripon (Wisc.) College while Associate Head Coach Matt Crenshaw tallied 938 points in four seasons with the Jaguars.

The newest addition to the IUPUI coaching staff, former Purdue standout Roy Hairston, scored 574 points in two years with the Boilermakers from 1995-97. He scored 1,687 points in two seasons at Hutchinson (Kan.) Community College, finishing as the program's all-time leading scorer and earning a spot in the NJCAA Hall of Fame.

ANOTHER NEW FACE

IUPUI added another new face to the bench in the offseason as longtime Cathedral High School head coach Andy Fagan joined the Jaguars' staff as a Senior Advisor.

Fagan hired Gardner as an assistant at Cathedral prior to his taking a job on the Loyola staff. Fagan coached the Irish to a state runner-up finish in 2013 and city championships in 2012 and 2013.

He coached a number of Division I players, including Collin Hartman (Indiana), Matt Gregory (Notre Dame) and Mo Evans (Fort Wayne).

2016-17 MISCELLANEOUS STATISTICS

IUPUI'S RECORD WHEN...

	'16-17	2017	Under
	Overall	Summit	Gardner
Home:	5-0	1-0	18-10
Away:	2-9	0-1	12-36
Neutral:	0-0	0-0	0-3
Overtime:	0-0	0-0	2-6
Lead @ Halftime:	6-2	1-0	24-7
Trail @ Halftime:	1-7	0-1	5-39
Tied @ Halftime:	0-0	0-0	1-3
Leading w/ 5:00 left:	7-0	1-0	24-3
Trailing w/ 5:00 left:	0-9	0-1	3-44
Tied w/ 5:00 left:	0-0	0-0	3-2
Shooting 50% or better:	2-0	0-0	13-1
Shooting 40-50%:	5-5	1-0	16-21
Shooting less than 40%:	0-4	0-1	1-27
Shooting better % than opp.	7-2	1-0	28-7
Shooting worse % than opp.	0-7	0-1	2-42
Scoring less than 60:	0-1	0-0	3-22
Score 60-69 pts:	0-4	0-0	4-16
Score 70-79 pts:	2-2	0-0	12-7
Score 80-89 pts:	3-2	1-1	9-4
Score 90+ pts:	2-0	0-0	2-0
Opp. scores less than 60:	1-0	0-0	6-5
Opp. scores 60-69 pts:	3-1	0-0	14-12
Opp. scores 70-79 pts:	2-3	1-0	6-17
Opp. scores 80-89 pts:	1-2	0-0	4-10
Opp. scores 90+ pts:	0-3	0-1	0-5
Commit less TO than opp.	5-4	1-0	14-17
Commit more TO than opp.	2-4	0-1	16-29
Commit same TO as opp.	0-1	0-0	0-3
Outrebound opponent:	5-2	1-1	19-15
Outrebounded:	1-6	0-0	10-32
Rebound is equal:	1-1	0-0	1-2
Bench outscores opp.:	7-3	1-0	27-28
Bench is outscored:	0-5	0-0	3-19
Bench scoring is equal:	0-1	0-1	0-2
Hit more FT than opp.:	5-1	1-0	21-7
Hit less FT than opp.:	2-8	0-1	8-40
Hit same FT as opp.:	0-0	0-0	1-2
Hit more 3's than opp.:	5-4	0-1	12-16
Hit less 3's than opp.:	2-4	1-0	15-27
Hit same 3's as opp.:	0-1	0-0	3-6
Decided by 5 pts or less:	0-3	0-1	14-13
Decided by 6-10 points:	0-2	0-0	3-14
Decided by 10+ points:	7-4	1-0	13-22
In home whites:	5-0	1-0	19-10
In road blacks:	1-2	0-0	1-12
In road reds:	1-7	0-1	10-27
7 in double-digits:	1-0	0-0	1-0
6 in double-digits:	0-0	0-0	1-0
5 in double-digits:	2-0	0-0	3-1
4 in double-digits:	1-2	0-1	6-6
3 in double-digits:	3-5	1-0	10-12
2 in double-digits:	0-2	0-0	7-25
1 in double-digits:	0-0	0-0	2-3
0 in double-digits:	0-0	0-0	0-2
On Mondays:	1-0	0-0	1-6
On Tuesdays:	0-3	0-0	0-9
On Wednesdays:	1-1	0-0	3-5
On Thursdays:	0-1	0-1	2-9
On Fridays:	1-1	0-0	4-4
On Saturdays:	4-2	1-0	17-12
On Sundays:	0-1	0-0	3-4
In November:	2-5	0-0	6-14
In December:	5-3	1-0	9-15
In January:	0-1	0-1	11-7
In February:	0-0	0-0	4-11
In March:	0-0	0-0	0-2

TIMES LED

Player	TIMES LED					GAMES WITH								TOTAL	
	Pts.	Reb.	Ast.	Stl.	Blk.	10+ Pts.	20+ Pts.	10+ Reb.	3+ Ast.	3+ Blk.	3+ Stl.	3+ 3's		Dunks	Bl-Blks
0-Combs	7/25	0/1	6/20	3/13	1/1	14/40	6/15	0/0	10/22	0/0	0/5	5/15		0/1	0/0
1-Henderson	0/2	1/1	1/7	4/14	1/2	5/10	0/0	0/0	3/7	0/0	1/3	2/3		1/1	0/0
2-Jones	0/0	0/0	0/0	0/0	0/0	0/0	0/0	0/0	0/0	0/0	0/0	0/0		0/0	0/0
5-K.Thomas	1/1	0/0	6/6	5/5	0/0	6/6	1/1	0/0	10/10	0/0	0/0	0/0		0/0	0/0
11-James	0/0	0/1	0/0	0/3	0/8	0/1	0/0	0/1	0/0	0/0	0/1	0/0		2/2	0/0
12-Hudson	0/0	0/0	0/0	0/0	0/0	0/0	0/0	0/0	0/0	0/0	0/0	0/0		0/0	0/0
15-O'Leary	5/8	7/20	6/14	5/14	5/12	15/33	5/6	1/3	9/21	1/1	1/4	5/6		0/2	1/2
20-Sinn	0/0	0/0	0/0	0/0	0/0	0/0	0/0	0/0	0/0	0/0	0/0	0/0		0/0	0/0
22-McCall	1/3	6/9	1/4	4/10	2/3	2/6	0/0	3/3	2/6	0/0	0/1	0/0		6/11	0/0
24-Hall	0/0	6/8	0/1	1/4	8/12	5/9	0/0	2/2	1/3	2/2	0/1	0/0		5/6	1/1
25-Patterson	3/3	0/0	3/3	6/6	1/1	8/8	0/0	0/0	4/4	0/0	3/3	6/6		6/6	0/0
32-Goss	0/0	0/0	0/0	0/0	0/0	0/0	0/0	0/0	0/0	0/0	0/0	0/0		0/0	0/0
33-Fraser	0/0	1/1	0/0	0/0	1/1	0/0	0/0	0/0	0/0	0/0	0/0	0/0		0/0	0/0
35-N.Thomas	0/0	0/0	0/0	0/0	0/0	0/0	0/0	0/0	0/0	0/0	0/0	0/0		0/0	0/0
40-Borgman	0/0	0/0	0/0	0/0	0/0	0/0	0/0	0/0	0/0	0/0	0/0	0/0		0/0	0/0
45-Brennan	0/2	0/1	0/5	2/7	3/4	3/12	0/0	0/0	2/4	1/1	0/3	1/1		1/4	0/0

totals listed by season/career

SPECIALTY STATS (IUPUI/OPP)

PP = Points in the Paint; POT = Points off Turnover; 2nd = 2nd Chance Points; BP = Bench Points

Opponent	Result	Largest Largest Lead							
		PP	POT	2nd	BP	Lead	Deficit	Changes	Ties
# St. Joseph's College	W, 87-74	40/14	18/26	12/6	35/20	25	1	1	1
at Eastern Kentucky	L, 87-97	30/20	10/17	8/19	29/19	1	24	2	0
at Michigan	L, 65-77	28/30	8/8	2/19	15/17	7	19	6	3
Howard	W, 77-55	20/22	19/1	12/11	28/20	30	-	0	0
E. Michigan	W, 83-71	32/38	13/14	16/10	20/15	22	5	5	4
at Marquette	L, 79-104	38/52	13/18	13/19	31/61	5	32	3	4
at SIUE	L, 58-61	32/26	12/12	8/6	13/18	3	6	13	5
at Illinois State	L, 63-77	22/40	14/15	5/18	5/9	3	18	6	3
at Ball State	W, 73-62	30/26	17/12	13/15	12/7	11	11	2	2
at Illinois	L, 77-85	28/24	18/16	8/8	15/14	5	10	10	7
at Miami (Ohio)	L, 68-71	28/36	21/20	18/10	25/18	-	21	0	1
Urbana	W, 109-67	34/14	14/14	14/6	44/29	46	-	0	1
at Southern Utah	W, 101-81	44/20	25/17	6/9	41/30	35	5	1	0
at Northwestern	L, 65-87	24/36	8/9	17/17	27/46	-	25	0	1
Marian	W, 81-60	30/30	19/10	4/4	32/18	31	3	6	3
*Western Illinois	W, 89-71	34/24	21/13	11/5	16/12	18	11	3	3
*at North Dakota State	L, 89-93	30/30	23/10	5/12	28/28	2	11	6	4
*at South Dakota									
*Omaha									
*at Oral Roberts									
*South Dakota State									
*Denver									
*at Fort Wayne									
*at Western Illinois									
*North Dakota State									
*at Omaha									
*Oral Roberts									
*at South Dakota State									
*at Denver									
*Fort Wayne									
*South Dakota									
Summit Quarters									
Summit Semis									
Summit Finals									
Season Highs		44/52	25/20	18/19	44/61	46	32	13	7
Season Lows		20/14	8/1	2/4	5/7	-	-	-	-
Totals		484/468	245/206	160/188	381/361	-	-	63	41
Averages		30.3/29.3	15.3/12.9	10.0/11.8	23.8/22.6			3.9	2.6

WIN/LOSS MARGINS

Margin	W	L
1		
2		
3		2
4		1
5		
6		
7		
8		1
9		
10		1
11-15	2	2
16-20	1	
21-30	3	2
30+	1	

2016-2017 IUPUI STATISTICS

IUPUI Basketball IUPUI Combined Team Statistics (as of Jan 05, 2017) All games



RECORD:	OVERALL	HOME	AWAY	NEUTRAL
ALL GAMES	7-9	5-0	2-9	0-0
CONFERENCE	1-1	1-0	0-1	0-0
NON-CONFERENCE	6-8	4-0	2-8	0-0

#	Player	gp-gs	min	avg	Total		3-Point		F-Throw		Rebounds				pf	dq	a	to	blk	stl	pts	avg
					fg-fga	fg%	3fg-fga	3fg%	ft-fa	ft%	off	def	tot	avg								
00	COMBS, Darell	16-16	498	31.1	97-228	.425	35-96	.365	52-66	.788	9	20	29	1.8	45	1	49	40	3	11	281	17.6
15	O'LEARY, Matt	16-16	464	29.0	86-160	.538	33-70	.471	32-41	.780	15	90	105	6.6	36	0	44	25	10	12	237	14.8
25	PATTERSON, Ron	16-10	379	23.7	50-119	.420	31-81	.383	9-13	.692	5	32	37	2.3	38	2	30	22	4	21	140	8.8
05	THOMAS, Kellon	16-16	453	28.3	43-133	.323	15-47	.319	37-41	.902	8	30	38	2.4	33	0	50	24	0	15	138	8.6
45	BRENNAN, Aaron	16-0	270	16.9	46-89	.517	9-23	.391	19-23	.826	15	35	50	3.1	38	1	14	13	5	7	120	7.5
24	HALL, Evan	16-16	309	19.3	43-79	.544	0-0	.000	26-59	.441	42	47	89	5.6	39	0	12	21	15	5	112	7.0
01	HENDERSON, T.J.	16-0	274	17.1	28-62	.452	15-36	.417	20-26	.769	6	23	29	1.8	27	1	28	15	1	17	91	5.7
22	McCALL, D.J.	16-6	313	19.6	27-62	.435	1-7	.143	28-50	.560	35	58	93	5.8	30	0	21	24	3	11	83	5.2
11	JAMES, Josh	16-0	122	7.6	12-27	.444	0-0	.000	11-14	.786	14	23	37	2.3	26	0	1	7	0	2	35	2.2
33	FRASER, Giovanni	11-0	73	6.6	6-12	.500	0-0	.000	4-12	.333	4	10	14	1.3	18	0	0	5	3	0	16	1.5
35	THOMAS, Noah	5-0	17	3.4	1-5	.200	0-1	.000	3-4	.750	1	3	4	0.8	6	0	0	6	0	0	5	1.0
20	SINN, Grant	4-0	10	2.5	1-6	.167	1-6	.167	0-0	.000	1	0	1	0.3	2	0	0	0	0	0	3	0.8
12	HUDSON, Chad	6-0	18	3.0	1-4	.250	1-3	.333	0-2	.000	0	3	3	0.5	3	0	2	3	0	1	3	0.5
Team											36	27	63					3				
Total.....		16	3200		441-986	.447	141-370	.381	241-351	.687	191	401	592	37.0	341	5	251	208	44	102	1264	79.0
Opponents.....		16	3201		409-931	.439	113-325	.348	288-384	.750	169	409	578	36.1	334	-	210	217	64	86	1219	76.2

TEAM STATISTICS			IUPUI		OPP	Date	Opponent	Score	Att.
SCORING			1264		1219	11/11/16	at Eastern Kentucky	L 87-97	2300
Points per game			79.0		76.2	11/13/16	at Michigan	L 65-77	10812
Scoring margin			+2.8		-	11/18/16	HOWARD	W 77-55	843
FIELD GOALS-ATT			441-986		409-931	11/19/16	EASTERN MICHIGAN	W 83-71	863
Field goal pct			.447		.439	11/22/16	at Marquette	L 79-104	11552
3 POINT FG-ATT			141-370		113-325	11/26/16	at SIUE	L 58-61	1028
3-point FG pct			.381		.348	11/30/16	at Illinois State	L 63-77	3717
3-pt FG made per game			8.8		7.1	12/03/16	at Ball State	W 73-62	2994
FREE THROWS-ATT			241-351		288-384	12/06/16	at Illinois	L 77-85	10536
Free throw pct			.687		.750	12/10/16	at Miami	L 68-71	1268
F-Throws made per game			15.1		18.0	12/12/16	URBANA	W 109-67	909
REBOUNDS			592		578	12/17/16	at Southern Utah	W 101-81	1012
Rebounds per game			37.0		36.1	12/20/16	at Northwestern	L 65-87	6452
Rebounding margin			+0.9		-	12/28/16	MARIAN	W 81-60	1104
ASSISTS			251		210	* 12/31/16	WESTERN ILLINOIS	W 89-71	1106
Assists per game			15.7		13.1	* 01/05/17	at North Dakota State	L 89-93	2728
TURNOVERS			208		217				
Turnovers per game			13.0		13.6				
Turnover margin			+0.6		-				
Assist/turnover ratio			1.2		1.0				
STEALS			102		86				
Steals per game			6.4		5.4				
BLOCKS			44		64				
Blocks per game			2.8		4.0				
ATTENDANCE			4825		54399				
Home games-Avg/Game			5-965		11-4945				
Neutral site-Avg/Game			-		0-0				

* = Summit League game

Score by Periods	1st	2nd	Totals
IUPUI	601	663	1264
Opponents	599	620	1219

2016-2017 IUPUI STATISTICS - SUMMIT LEAGUE ONLY

IUPUI Basketball IUPUI Combined Team Statistics (as of Jan 05, 2017) Conference games



RECORD:	OVERALL	HOME	AWAY	NEUTRAL
ALL GAMES	1-1	1-0	0-1	0-0
CONFERENCE	1-1	1-0	0-1	0-0
NON-CONFERENCE	0-0	0-0	0-0	0-0

#	Player	gp-gs	min	avg	Total		3-Point		F-Throw		Rebounds				pf	dq	a	to	blk	stl	pts	avg
					fg-fga	fg%	3fg-fga	3fg%	ft-fa	ft%	off	def	tot	avg								
00	COMBS, Darell	2-2	68	34.0	15-34	.441	5-13	.385	6-6	1.000	2	3	5	2.5	6	0	6	8	0	0	41	20.5
05	THOMAS, Kellon	2-2	58	29.0	10-23	.435	3-7	.429	13-15	.867	2	2	4	2.0	3	0	6	1	0	4	36	18.0
15	O'LEARY, Matt	2-2	60	30.0	12-25	.480	8-14	.571	4-5	.800	2	12	14	7.0	7	0	6	4	1	0	36	18.0
24	HALL, Evan	2-2	44	22.0	7-14	.500	0-0	.000	2-3	.667	8	4	12	6.0	6	0	1	3	3	0	16	8.0
01	HENDERSON, T.J.	2-0	28	14.0	3-7	.429	1-1	1.000	7-9	.778	1	4	5	2.5	4	0	2	2	0	1	14	7.0
25	PATTERSON, Ron	2-0	42	21.0	3-8	.375	2-4	.500	5-5	1.000	1	3	4	2.0	9	1	3	2	0	4	13	6.5
45	BRENNAN, Aaron	2-0	35	17.5	4-12	.333	0-4	.000	3-4	.750	4	3	7	3.5	3	0	1	0	0	1	11	5.5
11	JAMES, Josh	2-0	16	8.0	3-6	.500	0-0	.000	0-0	.000	4	3	7	3.5	1	0	0	0	0	0	6	3.0
22	McCALL, D.J.	2-2	48	24.0	2-12	.167	0-1	.000	1-4	.250	8	12	20	10.0	5	0	2	2	0	3	5	2.5
12	HUDSON, Chad	1-0	1	1.0	0-0	.000	0-0	.000	0-0	.000	0	0	0	0.0	0	0	0	0	0	0	0	0.0
Team											4	4	8									
Total.....		2	400		59-141	.418	19-44	.432	41-51	.804	36	50	86	43.0	44	1	27	22	4	13	178	89.0
Opponents.....		2	400		54-113	.478	20-44	.455	36-50	.720	17	47	64	32.0	44	-	28	26	6	10	164	82.0

TEAM STATISTICS	IUPUI	OPP
SCORING	178	164
Points per game	89.0	82.0
Scoring margin	+7.0	-
FIELD GOALS-ATT	59-141	54-113
Field goal pct	.418	.478
3 POINT FG-ATT	19-44	20-44
3-point FG pct	.432	.455
3-pt FG made per game	9.5	10.0
FREE THROWS-ATT	41-51	36-50
Free throw pct	.804	.720
F-Throws made per game	20.5	18.0
REBOUNDS	86	64
Rebounds per game	43.0	32.0
Rebounding margin	+11.0	-
ASSISTS	27	28
Assists per game	13.5	14.0
TURNOVERS	22	26
Turnovers per game	11.0	13.0
Turnover margin	+2.0	-
Assist/turnover ratio	1.2	1.1
STEALS	13	10
Steals per game	6.5	5.0
BLOCKS	4	6
Blocks per game	2.0	3.0
ATTENDANCE	1106	2728
Home games-Avg/Game	1-1106	1-2728
Neutral site-Avg/Game	-	0-0

Date	Opponent		Score	Att.
* 12/31/16	WESTERN ILLINOIS	w	89-71	1106
* 01/05/17	at North Dakota State	L	89-93	2728

* = Summit League game

Score by Periods	1st	2nd	Totals
IUPUI	88	90	178
Opponents	81	83	164

FUTURE JAGS - IUPUI INKS TWO EARLY

IUPUI inked two during the early signing period, signing 6-foot-8 forward **Brandon Hau (Mukwanago, Wisc./Mukwanago)** and 6-foot guard **Jaylen Minnett (Terre Haute, Ind./Terre Haute South)** to National Letters of Intent.

Hau averaged 16.3 points and 7.5 boards per game as a junior and chose IUPUI over Air Force, Drake, Elon, Iowa, Navy, North Dakota State and South Dakota.

Minnett averaged 21.6 points, 5.0 assists and 4.8 boards per game last season. Minnett chose IUPUI over interest from Ball State, Kent State and Xavier.

STATISTICAL SPLITS

Wins (7-0)

#	Player	gp-gs	min	avg	Total		3-Point		F-Throw		Rebounds				pf	dq	a	to	blk	stl	pts	avg
					fg-fga	fg%	3fg-fga	3fg%	ft-fa	ft%	off	def	tot	avg								
00	COMBS, Darell	7-7	200	28.6	44-88	.500	21-40	.525	27-34	.794	2	8	10	1.4	18	1	23	13	3	5	136	19.4
15	O'LEARY, Matt	7-7	203	29.0	38-58	.655	17-28	.607	8-11	.727	1	45	46	6.6	12	0	21	13	5	9	101	14.4
05	THOMAS, Kellon	7-7	200	28.6	24-59	.407	7-19	.368	15-17	.882	1	12	13	1.9	12	0	28	11	0	8	70	10.0
24	HALL, Evan	7-7	127	18.1	23-33	.697	0-0	.000	21-39	.538	19	18	37	5.3	17	0	10	10	7	2	67	9.6
25	PATTERSON, Ron	7-3	160	22.9	23-49	.469	15-36	.417	3-5	.600	1	21	22	3.1	14	0	15	9	0	8	64	9.1
45	BRENNAN, Aaron	7-0	116	16.6	23-42	.548	5-11	.455	8-10	.800	8	15	23	3.3	12	0	9	5	1	4	59	8.4
01	HENDERSON, T.J.	7-0	128	18.3	14-27	.519	8-18	.444	13-14	.929	2	14	16	2.3	11	0	12	10	0	9	49	7.0
22	McCALL, D.J.	7-4	124	17.7	9-26	.346	0-3	.000	9-17	.529	17	31	48	6.9	10	0	15	10	1	2	27	3.9
11	JAMES, Josh	7-0	63	9.0	8-14	.571	0-0	.000	3-4	.750	6	11	17	2.4	11	0	0	4	0	2	19	2.7
33	FRASER, Giovanni	4-0	38	9.5	3-4	.750	0-0	.000	4-10	.400	2	9	11	2.8	10	0	0	2	2	0	10	2.5
35	THOMAS, Noah	4-0	15	3.8	1-5	.200	0-1	.000	3-4	.750	1	3	4	1.0	6	0	0	6	0	0	5	1.3
20	SINN, Grant	4-0	10	2.5	1-6	.167	1-6	.167	0-0	.000	1	0	1	0.3	2	0	0	0	0	0	3	0.8
12	HUDSON, Chad	5-0	16	3.2	1-3	.333	1-3	.333	0-2	.000	0	2	2	0.4	3	0	2	3	0	1	3	0.6
Team											18	12	30					2				
Total.....		7	1400		212-414	.512	75-165	.455	114-167	.683	79	201	280	40.0	138	1	135	98	19	50	613	87.6
Opponents.....		7	1389		165-421	.392	44-144	.306	93-130	.715	75	156	231	33.0	150	-	72	102	21	41	467	66.7

Losses (0-9)

#	Player	gp-gs	min	avg	Total		3-Point		F-Throw		Rebounds				pf	dq	a	to	blk	stl	pts	avg
					fg-fga	fg%	3fg-fga	3fg%	ft-fa	ft%	off	def	tot	avg								
00	COMBS, Darell	9-9	298	33.1	53-140	.379	14-56	.250	25-32	.781	7	12	19	2.1	27	0	26	27	0	6	145	16.1
15	O'LEARY, Matt	9-9	261	29.0	48-102	.471	16-42	.381	24-30	.800	14	45	59	6.6	24	0	23	12	5	3	136	15.1
25	PATTERSON, Ron	9-7	219	24.3	27-70	.386	16-45	.356	6-8	.750	4	11	15	1.7	24	2	15	13	4	13	76	8.4
05	THOMAS, Kellon	9-9	253	28.1	19-74	.257	8-28	.286	22-24	.917	7	18	25	2.8	21	0	22	13	0	7	68	7.6
45	BRENNAN, Aaron	9-0	154	17.1	23-47	.489	4-12	.333	11-13	.846	7	20	27	3.0	26	1	5	8	4	3	61	6.8
22	McCALL, D.J.	9-2	189	21.0	18-36	.500	1-4	.250	19-33	.576	18	27	45	5.0	20	0	6	14	2	9	56	6.2
24	HALL, Evan	9-9	182	20.2	20-46	.435	0-0	.000	5-20	.250	23	29	52	5.8	22	0	2	11	8	3	45	5.0
01	HENDERSON, T.J.	9-0	146	16.2	14-35	.400	7-18	.389	7-12	.583	4	9	13	1.4	16	1	16	5	1	8	42	4.7
11	JAMES, Josh	9-0	59	6.6	4-13	.308	0-0	.000	8-10	.800	8	12	20	2.2	15	0	1	3	0	0	16	1.8
33	FRASER, Giovanni	7-0	35	5.0	3-8	.375	0-0	.000	0-2	.000	2	1	3	0.4	8	0	0	3	1	0	6	0.9
12	HUDSON, Chad	1-0	2	2.0	0-1	.000	0-0	.000	0-0	.000	0	1	1	1.0	0	0	0	0	0	0	0	0.0
35	THOMAS, Noah	1-0	2	2.0	0-0	.000	0-0	.000	0-0	.000	0	0	0	0.0	0	0	0	0	0	0	0	0.0
Team											18	15	33					1				
Total.....		9	1800		229-572	.400	66-205	.322	127-184	.690	112	200	312	34.7	203	4	116	110	25	52	651	72.3
Opponents.....		9	1801		244-510	.478	69-181	.381	195-254	.768	94	253	347	38.6	184	-	138	115	43	45	752	83.6

Home (5-0)

#	Player	gp-gs	min	avg	Total		3-Point		F-Throw		Rebounds				pf	dq	a	to	blk	stl	pts	avg
					fg-fga	fg%	3fg-fga	3fg%	ft-fa	ft%	off	def	tot	avg								
00	COMBS, Darell	5-5	141	28.2	33-62	.532	15-26	.577	18-25	.720	2	5	7	1.4	15	1	16	9	2	2	99	19.8
15	O'LEARY, Matt	5-5	140	28.0	21-37	.568	11-20	.550	8-11	.727	1	42	43	8.6	10	0	16	9	3	4	61	12.2
05	THOMAS, Kellon	5-5	138	27.6	19-47	.404	6-16	.375	11-13	.846	0	6	6	1.2	5	0	20	8	0	6	55	11.0
25	PATTERSON, Ron	5-2	118	23.6	17-35	.486	12-27	.444	3-5	.600	1	17	18	3.6	10	0	8	7	0	6	49	9.8
45	BRENNAN, Aaron	5-0	87	17.4	18-30	.600	4-7	.571	6-8	.750	8	10	18	3.6	7	0	7	4	1	4	46	9.2
24	HALL, Evan	5-5	87	17.4	13-20	.650	0-0	.000	16-26	.615	14	14	28	5.6	12	0	9	8	6	1	42	8.4
01	HENDERSON, T.J.	5-0	92	18.4	11-20	.550	6-13	.462	10-10	1.000	1	11	12	2.4	7	0	8	8	0	5	38	7.6
22	McCALL, D.J.	5-3	91	18.2	6-19	.316	0-1	.000	5-10	.500	9	22	31	6.2	6	0	12	7	1	1	17	3.4
11	JAMES, Josh	5-0	44	8.8	6-11	.545	0-0	.000	3-4	.750	4	9	13	2.6	9	0	0	3	0	2	15	3.0
33	FRASER, Giovanni	3-0	31	10.3	3-4	.750	0-0	.000	2-4	.500	2	5	7	2.3	9	0	0	2	1	0	8	2.7
35	THOMAS, Noah	3-0	12	4.0	0-3	.000	0-0	.000	3-4	.750	1	2	3	1.0	4	0	0	4	0	0	3	1.0
20	SINN, Grant	3-0	7	2.3	1-4	.250	1-4	.250	0-0	.000	1	0	1	0.3	1	0	0	0	0	0	3	1.0
12	HUDSON, Chad	4-0	12	3.0	1-3	.333	1-3	.333	0-2	.000	0	2	2	0.5	2	0	1	3	0	1	3	0.8
Team											9	10	19					1				
Total.....		5	1000		149-295	.505	56-117	.479	85-122	.697	53	155	208	41.6	97	1	97	73	14	32	439	87.8
Opponents.....		5	989		115-307	.375	28-98	.286	66-89	.742	52	115	167	33.4	109	-	43	70	17	37	324	64.8

Road (2-9)

Road (2-9)					Total		3-Point		F-Throw		Rebounds											
##	Player	gp-gs	min	avg	fg-fga	fg%	3fg-fga	3fg%	ft-fa	ft%	off	def	tot	avg	pf	dq	a	to	blk	stl	pts	avg
00	COMBS, Darell	11-11	357	32.5	64-166	.386	20-70	.286	34-41	.829	7	15	22	2.0	30	0	33	31	1	9	182	16.5
15	O'LEARY, Matt	11-11	324	29.5	65-123	.528	22-50	.440	24-30	.800	14	48	62	5.6	26	0	28	16	7	8	176	16.0
25	PATTERSON, Ron	11-8	261	23.7	33-84	.393	19-54	.352	6-8	.750	4	15	19	1.7	28	2	22	15	4	15	91	8.3
05	THOMAS, Kellon	11-11	315	28.6	24-86	.279	9-31	.290	26-28	.929	8	24	32	2.9	28	0	30	16	0	9	83	7.5
45	BRENNAN, Aaron	11-0	183	16.6	28-59	.475	5-16	.313	13-15	.867	7	25	32	2.9	31	1	7	9	4	3	74	6.7
24	HALL, Evan	11-11	222	20.2	30-59	.508	0-0	.000	10-33	.303	28	33	61	5.5	27	0	3	13	9	4	70	6.4
22	McCALL, D.J.	11-3	222	20.2	21-43	.488	1-6	.167	23-40	.575	26	36	62	5.6	24	0	9	17	2	10	66	6.0
01	HENDERSON, T.J.	11-0	182	16.5	17-42	.405	9-23	.391	10-16	.625	5	12	17	1.5	20	1	20	7	1	12	53	4.8
11	JAMES, Josh	11-0	78	7.1	6-16	.375	0-0	.000	8-10	.800	10	14	24	2.2	17	0	1	4	0	0	20	1.8
35	THOMAS, Noah	2-0	5	2.5	1-2	.500	0-1	.000	0-0	.000	0	1	1	0.5	2	0	0	2	0	0	2	1.0
33	FRASER, Giovanni	8-0	42	5.3	3-8	.375	0-0	.000	2-8	.250	2	5	7	0.9	9	0	0	3	2	0	8	1.0
20	SINN, Grant	1-0	3	3.0	0-2	.000	0-2	.000	0-0	.000	0	0	0	0.0	1	0	0	0	0	0	0	0.0
12	HUDSON, Chad	2-0	6	3.0	0-1	.000	0-0	.000	0-0	.000	0	1	1	0.5	1	0	1	0	0	0	0	0.0
Team											27	17	44				2					
Total.....		11	2200		292-691	.423	85-253	.336	156-229	.681	138	246	384	34.9	244	4	154	135	30	70	825	75.0
Opponents.....		11	2201		294-624	.471	85-227	.374	222-295	.753	117	294	411	37.4	225	-	167	147	47	49	895	81.4

2016-2017 POINTS-REBOUNDS-ASSISTS

Opponent	Date	Score	00 COMBS,DARE	01 HENDERSON,	05 THOMAS,KEL	11 JAMES,JOSH	12 HUDSON,CHA	15 O'LEARY,MA	20 SINN,GRANT
at Eastern Kentucky	11/11/16	87-97 L	28-0-4	10-3-1	11-4-2	3-4-0	DNP	7-6-2	DNP
at Michigan	11/13/16	65-77 L	22-2-2	2-1-2	10-4-3	0-3-0	DNP	13-3-1	DNP
HOWARD	11/18/16	77-55 W	11-0-2	14-2-1	7-0-3	4-1-0	0-1-0	10-10-4	0-0-0
EASTERN MICHIGAN	11/19/16	83-71 W	9-0-7	0-1-1	14-1-6	2-3-0	DNP	11-9-4	DNP
at Marquette	11/22/16	79-104 L	15-0-4	6-2-2	2-3-2	2-1-0	0-1-0	12-9-5	DNP
at SIUE	11/26/16	58-61 L	16-4-2	2-2-6	0-2-2	2-2-0	DNP	22-8-2	DNP
at Illinois State	11/30/16	63-77 L	13-3-3	0-0-0	9-2-2	0-0-0	DNP	17-7-3	DNP
at Ball State	12/03/16	73-62 W	21-1-4	0-0-1	6-4-5	0-2-0	DNP	20-3-3	DNP
at Illinois	12/06/16	77-85 L	18-3-4	0-0-1	6-3-1	2-2-0	DNP	25-6-1	DNP
at Miami	12/10/16	68-71 L	13-2-3	5-1-1	6-2-4	0-2-1	DNP	11-8-2	DNP
URBANA	12/12/16	109-67 W	28-2-2	11-6-3	11-3-5	2-2-0	3-1-1	10-9-3	3-1-0
at Southern Utah	12/17/16	101-81 W	16-2-3	11-4-3	9-3-3	4-2-0	0-0-1	20-0-2	0-0-0
at Northwestern	12/20/16	65-87 L	7-3-1	10-1-2	3-2-3	5-1-0	DNP	13-7-4	DNP
MARIAN	12/28/16	81-60 W	23-2-2	6-1-2	8-1-3	3-5-0	0-0-0	10-6-2	0-0-0
WESTERN ILLINOIS	12/31/16	89-71 W	28-3-3	7-2-1	15-1-3	4-2-0	0-0-0	20-9-3	DNP
at North Dakota State	01/05/17	89-93 L	13-2-3	7-3-1	21-3-3	2-5-0	DNP	16-5-3	DNP

Opponent	Date	Score	22 MCCALL,DJ	24 HALL,EVAN	25 PATTERSON,	33 FRASER,GIO	35 THOMAS,NOA	45 BRENNAN,AA
at Eastern Kentucky	11/11/16	87-97 L	5-3-1	1-10-0	11-0-1	2-0-0	DNP	9-4-3
at Michigan	11/13/16	65-77 L	6-7-1	3-5-0	2-1-1	0-0-0	DNP	7-2-0
HOWARD	11/18/16	77-55 W	2-4-3	6-2-2	15-2-2	3-2-0	1-0-0	4-1-2
EASTERN MICHIGAN	11/19/16	83-71 W	5-3-0	12-11-2	17-5-1	DNP	DNP	13-5-0
at Marquette	11/22/16	79-104 L	10-6-1	4-1-0	15-1-2	4-2-0	0-0-0	9-3-0
at SIUE	11/26/16	58-61 L	1-2-0	4-1-0	3-3-2	DNP	DNP	8-5-0
at Illinois State	11/30/16	63-77 L	0-3-0	4-7-0	15-2-3	0-1-0	DNP	5-4-0
at Ball State	12/03/16	73-62 W	6-13-2	14-6-0	0-1-1	DNP	DNP	6-2-0
at Illinois	12/06/16	77-85 L	8-1-1	10-6-0	3-2-2	0-0-0	DNP	5-2-0
at Miami	12/10/16	68-71 L	14-7-0	5-9-1	8-2-0	0-0-0	DNP	6-2-1
URBANA	12/12/16	109-67 W	4-4-2	12-3-4	10-6-3	0-3-0	2-3-0	13-5-4
at Southern Utah	12/17/16	101-81 W	4-4-1	11-3-1	15-3-6	2-4-0	2-1-0	7-3-2
at Northwestern	12/20/16	65-87 L	9-5-0	6-8-0	8-2-1	0-0-0	DNP	4-1-0
MARIAN	12/28/16	81-60 W	4-11-7	4-5-1	5-3-2	5-2-0	0-0-0	13-4-1
WESTERN ILLINOIS	12/31/16	89-71 W	2-9-0	8-7-0	2-2-0	DNP	DNP	3-3-0
at North Dakota State	01/05/17	89-93 L	3-11-2	8-5-1	11-2-3	DNP	DNP	8-4-1

2016-2017 INDIVIDUAL SUPERLATIVES

	<i>IUPUI</i>	<i>Opponent</i>
Points	28 - three times	32 - Malcolm Hill at Illinois (12/6/16)
Field Goals Made	11 - Darell Combs vs. W. Illinois (12/31/16)	11 - Malcolm Hill at Illinois (12/6/16)
Field Goals Attempted	19 - Darell Combs at EKU (11/11/16)	18 - twice
Highest FG Pct. (min. 5 made)	.889 (8-9) - Matt O'Leary at S. Utah (12/17/16)	1.000 (6-6) - Luke Fischer at Marquette (11/22/16)
3-Pt Field Goals Made	6 - Darell Combs vs. Urbana (12/12/16)	5 - Mike Miklusak vs. W. Illinois (12/31/16)
3-Pt Field Goals Attempted	10 - Darell Combs at Ball State (12/3/16)	12 - Sean Sellers at Ball State (12/3/16)
3-Pt FG Pct. (min. 3 made)	.857 (6-7) - Darell Combs vs. Urbana (12/12/16)	.750 (3-4) - twice
Free Throws Made	9 - Kellon Thomas at N. Dakota State (1/5/17)	16 - Asante Gist at EKU (11/11/16)
Free Throws Attempted	11 - Kellon Thomas at N. Dakota State (1/5/17)	22 - Asante Gist at EKU (11/11/16)
Free Throw Pct. (min. 5 made)	1.000 (8-8) - Darell Combs at Marquette (11/22/16)	1.000 (12-12) - Nick Mayo at EKU (11/11/16)
Offensive Rebounds	6 - D.J. McCall at Ball State (12/3/16)	6 - James Thompson IV vs. E. Michigan (11/19/16)
Defensive Rebounds	10 - Matt O'Leary vs. Howard (11/18/16)	12 - Sanjay Lumpkin at Northwestern (12/20/16)
Total Rebounds	13 - D.J. McCall at Ball State (12/3/16)	14 - D.J. Wilson at Michigan (11/13/16)
Assists	7 - twice	9 - Bryant McIntosh at Northwestern (12/20/16)
Turnovers	6 - Darell Combs at N. Dakota State (1/5/17)	7 - Michael Weathers at Miami (OH) (12/10/16)
Blocked Shots	3 - three times	6 - Gavin Skelly at Northwestern (12/20/16)
Steals	4 - three times	4 - three times
Minutes Played (regulation game)	39 - Darell Combs at SIUE (11/26/16)	37 - twice
Minutes Played (OT game)	---	---

2016-2017 COMPARISON STATISTICS

Opponent	1st	2nd	Score	Mar	Total FG	FG Pct	3-Pointers	3FG Pct	Free Throws	FT Pct	Rebounds	Assist	T/Over	Block	Steal	Fouls	
Eastern Kentucky	28/42	59/55	87-97	(10)	29-66/21-52	.439/.404	9-25/10-25	.360/.400	20-27/45-56	.741/.804	37/37	-	14/11	14/13	5/3	3/3	37/28
Michigan	32/43	33/34	65-77	(12)	23-57/27-60	.404/.450	5-14/7-21	.357/.333	14-19/16-18	.737/.889	31/40	(9)	10/10	8/9	2/7	3/4	17/15
HOWARD	39/23	38/32	77-55	+22	25-53/16-45	.472/.356	12-30/0-9	.400/.000	15-30/23-34	.500/.676	33/40	(7)	19/4	7/14	0/4	7/1	29/25
EASTERN MICHIGAN	36/22	47/49	83-71	+12	27-57/25-68	.474/.368	10-20/3-17	.500/.176	19-26/18-22	.731/.818	42/37	+5	21/8	19/14	1/4	9/12	20/22
Marquette	37/57	42/47	79-104	(25)	28-68/36-63	.412/.571	6-20/9-23	.300/.391	17-25/23-26	.680/.885	30/39	(9)	16/22	14/13	0/4	7/9	20/24
SIUE	35/34	23/27	58-61	(3)	24-63/18-51	.381/.353	4-16/3-12	.250/.250	6-11/22-31	.545/.710	35/46	(11)	14/7	10/15	2/1	6/2	26/19
Illinois State	29/44	34/33	63-77	(14)	21-54/30-60	.389/.500	6-19/6-18	.316/.333	15-20/11-21	.750/.524	31/42	(11)	11/18	14/13	5/9	6/7	17/20
Ball State	29/36	44/26	73-62	+11	25-56/25-62	.446/.403	6-20/9-29	.300/.310	17-25/3-10	.680/.300	38/38	-	16/16	11/14	2/3	8/1	16/21
Illinois	42/41	35/44	77-85	(8)	27-60/27-49	.450/.551	8-26/7-16	.308/.438	15-18/24-30	.833/.800	28/29	(1)	10/14	14/15	2/2	7/7	20/15
Miami	28/42	40/29	68-71	(3)	25-61/27-59	.410/.458	10-33/8-20	.303/.400	8-15/9-15	.533/.600	38/34	+4	13/17	17/17	6/3	9/4	21/20
URBANA	58/35	51/32	109-67	+42	37-58/23-69	.638/.333	17-29/10-29	.586/.345	18-22/11-11	.818/1000	50/20	+30	27/10	21/10	3/0	3/11	16/19
Southern Utah	51/29	50/52	101-81	+20	38-63/25-52	.603/.481	13-28/7-17	.464/.412	12-20/24-31	.600/.774	34/26	+8	22/13	14/18	3/1	10/3	25/20
Northwestern	31/46	34/41	65-87	(22)	24-67/31-64	.358/.484	6-22/9-26	.273/.346	11-21/16-18	.524/.889	37/47	(10)	11/23	7/9	2/12	4/3	18/20
MARIAN	38/24	43/36	81-60	+21	29-62/24-64	.468/.375	10-24/5-19	.417/.263	13-21/7-11	.619/.636	42/39	+3	20/9	16/17	7/5	7/9	15/22
WESTERN ILLINOIS	47/39	42/32	89-71	+18	31-65/27-61	.477/.443	7-14/10-24	.500/.417	20-23/7-11	.870/.636	41/31	+10	10/12	10/15	3/4	6/4	17/21
North Dakota State	41/42	48/51	89-93	(4)	28-76/27-52	.368/.519	12-30/10-20	.400/.500	21-28/29-39	.750/.744	45/33	+12	17/16	12/11	1/2	7/6	27/23

2016-2017 TEAM SUPERLATIVES

<i>IUPUI High</i>	<i>IUPUI Low</i>	<i>Statistical Category</i>	<i>Opponent High</i>	<i>Opponent Low</i>
109 vs. Urbana (12/12)	58 at SIUE (11/26)	Points	104 at Marquette (11/22)	55 vs. Howard (11/18)
58 vs. Urbana (12/12)	28 - twice	First Half Points	57 at Marquette (11/22)	22 vs. E. Michigan (11/19)
59 at E. Kentucky (11/11)	33 at Michigan (11/13)	Second Half Points	55 at E. Kentucky (11/11)	26 at Ball State (12/3)
38 at S. Utah (12/17)	21 at Illinois St. (11/26)	Field Goals	36 at Marquette (11/22)	16 vs. Howard (11/18)
76 at N. Dakota St. (1/5)	53 vs. Howard (11/18)	Field Goal Attempts	69 vs. Urbana (12/12)	45 vs. Howard (11/18)
.638 vs. Urbana (12/12)	.358 at Northwestern (12/20)	FG Percentage	.571 at Marquette (11/22)	.333 vs. Urbana (12/12)
17 vs. Urbana (12/12)	4 at SIUE (11/26)	3-Point Field Goals	10 - four times	0 vs. Howard (11/18)
33 at Miami (12/10)	14 - twice	3-Point Field Goal Att.	29 - twice	9 vs. Howard (11/18)
.586 vs. Urbana (12/12)	.250 at SIUE (11/26)	3-Point FG Percentage	.500 at N. Dakota St. (1/5)	.000 vs. Howard (11/18)
21 at N. Dakota St. (1/5)	6 - twice	Free Throws	45 at E. Kentucky (11/11)	3 at Ball State (12/3)
30 vs. Howard (11/18)	11 at SIUE (11/26)	Free Throw Attempts	56 at E. Kentucky (11/11)	10 at Ball State (12/3)
.870 vs. W. Illinois (12/31)	.500 vs. Howard (11/18)	Free Throw Percentage	1.000 vs. Urbana (12/12)	.300 at Ball State (12/3)
22 at N. Dakota St. (1/5)	7 - twice	Offensive Rebounds	17 vs. E. Michigan (11/19)	5 vs. Urbana (12/12)
41 vs. Urbana (12/12)	16 at Marquette (11/22)	Defensive Rebounds	33 - twice	15 vs. Urbana (12/12)
50 vs. Urbana (12/12)	28 at Illinois (12/6)	Total Rebounds	47 at Northwestern (12/20)	20 vs. Urbana (12/12)
37 at E. Kentucky (11/11)	15 vs. Marian (12/28)	Fouls	28 at E. Kentucky (11/11)	15 - twice
27 vs. Urbana (12/12)	10 - three times	Assists	23 at Northwestern (12/20)	4 vs. Howard (11/18)
21 vs. Urbana (12/12)	7 - twice	Turnovers	18 at S. Utah (12/17)	9 - twice
7 vs. Marian (12/28)	0 - twice	Blocked Shots	12 at Northwestern (12/20)	0 vs. Urbana (12/12)
10 at S. Utah (12/17)	3 - three times	Steals	12 vs. E. Michigan (11/19)	1 - twice

2016-2017 GAME-BY-GAME LEADERS / STARTING FIVES

<i>Opponent</i>	<i>Starting 5</i>	<i>Points</i>	<i>Rebounds</i>	<i>Assists</i>	<i>Blocks</i>	<i>Steals</i>
# St. Joseph's	Combs-Hall-O'Leary-Patterson-Thomas	2 tied w/ 14	2 tied w/ 7	2 tied w/ 4	5 tied w/ 1	3 tied w/ 1
at E. Kentucky	Combs-Hall-O'Leary-Patterson-Thomas	Combs (28)	Hall (10)	Combs (4)	2 tied w/ 2	3 tied w/ 1
at Michigan	Combs-Hall-O'Leary-Patterson-Thomas	Combs (22)	McCall (7)	K. Thomas (3)	2 tied w/ 1	3 tied w/ 1
Howard	Combs-Hall-O'Leary-Patterson-Thomas	Patterson (15)	O'Leary (10)	O'Leary (4)	---	2 tied w/ 2
E. Michigan	Combs-Hall-O'Leary-Patterson-Thomas	Patterson (17)	Hall (11)	Combs (7)	Hall (1)	4 tied w/ 2
at Marquette	Combs-Hall-O'Leary-Patterson-Thomas	2 tied w/ 15	O'Leary (9)	O'Leary (5)	---	Patterson (4)
at SIUE	Combs-Hall-O'Leary-Patterson-Thomas	O'Leary (22)	O'Leary (8)	Henderson (6)	2 tied w/ 1	2 tied w/ 2
at Illinois St.	Combs-Hall-O'Leary-Patterson-Thomas	O'Leary (17)	2 tied w/ 7	3 tied w/ 3	Patterson (2)	3 tied w/ 2
at Ball St.	Combs-Hall-O'Leary-Patterson-Thomas	Combs (21)	McCall (13)	K. Thomas (5)	2 tied w/ 1	O'Leary (4)
at Illinois	Combs-Hall-O'Leary-Patterson-Thomas	O'Leary (25)	2 tied w/ 6	Combs (4)	2 tied w/ 1	Patterson (2)
at Miami (OH)	Combs-Hall-O'Leary-Patterson-Thomas (3-7)	McCall (14)	Hall (9)	K. Thomas (4)	Hall (3)	Patterson (3)
Urbana	Combs-Hall-McCall-O'Leary-Thomas	Combs (28)	O'Leary (9)	K. Thomas (5)	Hall (2)	3 tied w/ 1
at Southern Utah	Combs-Hall-McCall-O'Leary-Thomas	O'Leary (20)	3 tied w/ 4	Patterson (6)	3 tied w/ 1	Henderson (4)
at Northwestern	Combs-Hall-McCall-O'Leary-Thomas	O'Leary (13)	Hall (8)	O'Leary (4)	2 tied w/ 1	O'Leary (2)
Marian	Combs-Hall-McCall-O'Leary-Thomas	Combs (23)	McCall (11)	McCall (7)	O'Leary (3)	Henderson (2)
W. Illinois	Combs-Hall-McCall-O'Leary-Thomas	Combs (28)	2 tied w/ 9	3 tied w/ 3	Hall (3)	Patterson (3)
at N. Dakota St.	Combs-Hall-McCall-O'Leary-Thomas (4-2)	K. Thomas (21)	McCall (11)	4 tied w/ 3	O'Leary (1)	2 tied w/ 2
at S. Dakota						
Omaha						
at Oral Roberts						
S. Dakota St.						
Denver						
at Fort Wayne						
at W. Illinois						
N. Dakota St.						
at Omaha						
Oral Roberts						
at S. Dakota St.						
at Denver						
Fort Wayne						
S. Dakota						
Summit Quarters						
Summit Semis						
Summit Finals						



Jason Gardner was named the eighth head coach in IUPUI men's basketball program's history on April 2, 2014. Gardner, the 1999 winner of the Indiana Mr. Basketball Award, spent a year on the University of Memphis bench and two seasons at Loyola prior to that.

In his first season on the Jaguars' bench, he guided IUPUI to 10 wins, more than tripling the program's Division I win total from a year prior. His hiring paid immediate dividends on the recruiting trail, as he immediately inked five Division I transfers, four of whom were former in-state

standouts.

In year two, Gardner led the Jags to a 13-win season against one of the nation's stiffest schedules, including a 9-7 mark in league play and a finish in the top half of the league standings.

Gardner has shown he's a proven recruiter, inking talent, both through high school signees, transfers and graduate transfers.

While at Memphis, Gardner helped the Tigers to a 24-10 record as Shaq Goodwin and Joe Jackson earned All-Conference accolades. In addition, Memphis forward Austin Nichols was a unanimous selection to the American Athletic Conference All-Rookie Team after averaging 9.1 points and 4.2 boards per game. Gardner was a college teammate of current Memphis Head Coach Josh Pastner at Arizona.

Prior to coming to Memphis, Gardner was an assistant under Porter Moser at Loyola, helping the Ramblers to an eight-game improvement from 2011-12 to 2012-13. He coached Ben Averkamp to All-Horizon League accolades for two straight seasons, while Loyola point guard Cully Payne was a Bob Cousy Award nominee. He also helped recruit one of the top signing classes in the Horizon League prior to the 2012-13 season. Gardner's coaching career began in 2010 when he served as an assistant at nearby Cathedral High School.

Gardner's racked up numerous accolades during his prestigious high school, college and professional playing careers. He was a 1999 McDonald's and Parade All-American while at North Central High School, finishing his prep career with a school record 1,669 points. He was a two-time Gatorade Circle of Champions Indiana Player of the Year and was named the 1998-99 Indianapolis County Player of the Year by The Indianapolis Star and Indianapolis News. His senior season, he helped NCHS to the IHSAA 4A state championship and Tournament of Champions title while averaging 22.6 points, 4.7 rebounds, 4.0 assists and 3.0 steals per game.

The 5-foot-10 point guard was recruited to the University of Arizona by legendary Head Coach Lute Olsen, where he was a four-year All-American for the Wildcats. He was the 2002-03 Naismith National Player of the Year and Lowe's Senior CLASS award recipient. He was the 2000 consensus National Freshman of the Year and closed his career as one of four players in Pac-12 history with 1,500 points, 500 assists and 200 steals for a career. He helped lead Arizona to two Pac-12 regular season titles (2000, 2003) and four consecutive NCAA Tournament berths. The Wildcats made three Sweet Sixteens (2001, 2002, 2003), two Elite Eights (2001, 2003) and were the NCAA national runner-up in 2001. All total, Arizona won 107 games during Gardner's four seasons and he still holds school records for games started (135) and minutes played (4,825), while ranking third in school history with 1,984 career points. He also finished second in threes made (318) and fourth in assists (622). He earned his degree from the university in 2011 in disciplinary studies.

Gardner later played professionally overseas for more than eight years, primarily in Germany. In 2009, he was named MVP of German Basketball Bundesliga after helping Oldenburg to the league crown, averaging 13.7 points, 4.0 assists and 3.0 boards per game. He was a two-time Basketball Bundesliga All-Star, including starting the 2007 game.

Gardner is married to the former Jacquelyn Maxberry and the couple has four children, Jasper, Jason Jr., Jacob and Jackson.



THE GARDNER FILE

School:Arizona, '11

Seasons with IUPUI: third season

Career Record: 30-49 (3rd year)

Coaching Experience:

..... 2014-pres., Head Coach, IUPUI

..... 2013-14, Assistant Coach, Memphis

..... 2011-13, Assistant Coach, Loyola (Ill.)

..... 2010-11, Assistant Coach, Cathedral H.S.



IUPUI PLAYER CAREER STATS

BRENNAN, Aaron

Season	gp-gs	min/avg	Total		3-Point		F-Throws		Rebounds				pf	fo	ast	to	blk	stl	Scoring	
			fg-fga	pct	fg-fga	pct	ft-fta	pct	off	def	tot	avg							pts	avg
2014-15	28-24	585/20.9	71-136	.522	3-8	.375	33-46	.717	36	52	88	3.1	72	1	27	44	7	21	178	6.4
2015-16	32-9	569/17.8	55-144	.382	1-9	.111	26-31	.839	37	78	115	3.6	68	0	33	31	11	12	137	4.3
2016-17	16-0	270/16.9	46-89	.517	9-23	.391	19-23	.826	15	35	50	3.1	38	1	14	13	5	7	120	7.5
TOTAL	76-33	1424/18.7	172-369	.466	13-40	.325	78-100	.780	88	165	253	3.3	178	2	74	88	23	40	435	5.7

COMBS, Darell

Season	gp-gs	min/avg	Total		3-Point		F-Throws		Rebounds				pf	fo	ast	to	blk	stl	Scoring	
			fg-fga	pct	fg-fga	pct	ft-fta	pct	off	def	tot	avg							pts	avg
2015-16	31-29	947/30.5	165-386	.427	58-139	.417	117-155	.755	12	58	70	2.3	93	3	68	101	1	31	505	16.3
2016-17	16-16	498/31.1	97-228	.425	35-96	.365	52-66	.788	9	20	29	1.8	45	1	49	40	3	11	281	17.6
TOTAL	47-45	1445/30.7	262-614	.427	93-235	.396	169-221	.765	21	78	99	2.1	138	4	117	141	4	42	786	16.7

FRASER, Giovanni

Season	gp-gs	min/avg	Total		3-Point		F-Throws		Rebounds				pf	fo	ast	to	blk	stl	Scoring	
			fg-fga	pct	fg-fga	pct	ft-fta	pct	off	def	tot	avg							pts	avg
2016-17	11-0	73/6.6	6-12	.500	0-0	.000	4-12	.333	4	10	14	1.3	18	0	0	5	3	0	16	1.5
TOTAL	11-0	73/6.6	6-12	.500	0-0	.000	4-12	.333	4	10	14	1.3	18	0	0	5	3	0	16	1.5

HALL, Evan

Season	gp-gs	min/avg	Total		3-Point		F-Throws		Rebounds				pf	fo	ast	to	blk	stl	Scoring	
			fg-fga	pct	fg-fga	pct	ft-fta	pct	off	def	tot	avg							pts	avg
2015-16	23-11	383/16.7	50-97	.515	1-1	1.000	19-47	.404	41	50	91	4.0	67	4	14	17	7	10	120	5.2
2016-17	16-16	309/19.3	43-79	.544	0-0	.000	26-59	.441	42	47	89	5.6	39	0	12	21	15	5	112	7.0
TOTAL	39-27	692/17.7	93-176	.528	1-1	1.000	45-106	.425	83	97	180	4.6	106	4	26	38	22	15	232	5.9

HENDERSON, T.J.

Season	gp-gs	min/avg	Total		3-Point		F-Throws		Rebounds				pf	fo	ast	to	blk	stl	Scoring	
			fg-fga	pct	fg-fga	pct	ft-fta	pct	off	def	tot	avg							pts	avg
2015-16	32-2	522/16.3	49-130	.377	22-64	.344	27-39	.692	5	48	53	1.7	48	1	35	44	2	30	147	4.6
2016-17	16-0	274/17.1	28-62	.452	15-36	.417	20-26	.769	6	23	29	1.8	27	1	28	15	1	17	91	5.7
TOTAL	48-2	796/16.6	77-192	.401	37-100	.370	47-65	.723	11	71	82	1.7	75	2	63	59	3	47	238	5.0

HUDSON, Chad

Season	gp-gs	min/avg	Total		3-Point		F-Throws		Rebounds				pf	fo	ast	to	blk	stl	Scoring	
			fg-fga	pct	fg-fga	pct	ft-fta	pct	off	def	tot	avg							pts	avg
2016-17	6-0	18/3.0	1-4	.250	1-3	.333	0-2	.000	0	3	3	0.5	3	0	2	3	0	1	3	0.5
TOTAL	6-0	18/3.0	1-4	.250	1-3	.333	0-2	.000	0	3	3	0.5	3	0	2	3	0	1	3	0.5

JAMES, Josh

Season	gp-gs	min/avg	Total		3-Point		F-Throws		Rebounds				pf	fo	ast	to	blk	stl	Scoring	
			fg-fga	pct	fg-fga	pct	ft-fta	pct	off	def	tot	avg							pts	avg
2013-14	21-0	122/5.8	17-25	.680	0-0	.000	9-11	.818	12	15	27	1.3	22	0	3	4	1	4	43	2.0
2014-15	31-13	396/12.8	38-79	.481	0-0	.000	22-32	.688	29	58	87	2.8	63	2	12	32	16	9	98	3.2
2016-17	16-0	122/7.6	12-27	.444	0-0	.000	11-14	.786	14	23	37	2.3	26	0	1	7	0	2	35	2.2
TOTAL	68-13	640/9.4	67-131	.511	0-0	.000	42-57	.737	55	96	151	2.2	111	2	16	43	17	15	176	2.6

McCALL, D.J.

Season	gp-gs	min/avg	Total		3-Point		F-Throws		Rebounds				pf	fo	ast	to	blk	stl	Scoring	
			fg-fga	pct	fg-fga	pct	ft-fta	pct	off	def	tot	avg							pts	avg
2014-15	31-15	664/21.4	52-124	.419	6-19	.316	39-61	.639	31	58	89	2.9	49	1	38	55	1	19	149	4.8
2016-17	16-6	313/19.6	27-62	.435	1-7	.143	28-50	.560	35	58	93	5.8	30	0	21	24	3	11	83	5.2
TOTAL	47-21	977/20.8	79-186	.425	7-26	.269	67-111	.604	66	116	182	3.9	79	1	59	79	4	30	232	4.9

IUPUI PLAYER CAREER STATS

O'LEARY, Matt

			Total		3-Point		F-Throws		Rebounds											Scoring	
Season	gp-gs	min/avg	fg-fga	pct	fg-fga	pct	ft-fta	pct	off	def	tot	avg	pf	fo	ast	to	blk	stl	pts	avg	
2015-16	32-32	896/28.0	128-264	.485	28-101	.277	45-78	.577	40	151	191	6.0	70	2	69	56	10	32	329	10.3	
2016-17	16-16	464/29.0	86-160	.538	33-70	.471	32-41	.780	15	90	105	6.6	36	0	44	25	10	12	237	14.8	
TOTAL	48-48	1360/28.3	214-424	.505	61-171	.357	77-119	.647	55	241	296	6.2	106	2	113	81	20	44	566	11.8	

PATTERSON, Ron

			Total		3-Point		F-Throws		Rebounds											Scoring	
Season	gp-gs	min/avg	fg-fga	pct	fg-fga	pct	ft-fta	pct	off	def	tot	avg	pf	fo	ast	to	blk	stl	pts	avg	
2016-17	16-10	379/23.7	50-119	.420	31-81	.383	9-13	.692	5	32	37	2.3	38	2	30	22	4	21	140	8.8	
TOTAL	16-10	379/23.7	50-119	.420	31-81	.383	9-13	.692	5	32	37	2.3	38	2	30	22	4	21	140	8.8	

SINN, Grant

			Total		3-Point		F-Throws		Rebounds											Scoring	
Season	gp-gs	min/avg	fg-fga	pct	fg-fga	pct	ft-fta	pct	off	def	tot	avg	pf	fo	ast	to	blk	stl	pts	avg	
2015-16	8-0	8/1.0	0-3	.000	0-3	.000	0-0	.000	0	1	1	0.1	0	0	0	1	0	0	0	0.0	
2016-17	4-0	10/2.5	1-6	.167	1-6	.167	0-0	.000	1	0	1	0.3	2	0	0	0	0	0	3	0.8	
TOTAL	12-0	18/1.5	1-9	.111	1-9	.111	0-0	.000	1	1	2	0.2	2	0	0	1	0	0	3	0.3	

THOMAS, Kellon

			Total		3-Point		F-Throws		Rebounds											Scoring	
Season	gp-gs	min/avg	fg-fga	pct	fg-fga	pct	ft-fta	pct	off	def	tot	avg	pf	fo	ast	to	blk	stl	pts	avg	
2016-17	16-16	453/28.3	43-133	.323	15-47	.319	37-41	.902	8	30	38	2.4	33	0	50	24	0	15	138	8.6	
TOTAL	16-16	453/28.3	43-133	.323	15-47	.319	37-41	.902	8	30	38	2.4	33	0	50	24	0	15	138	8.6	

THOMAS, Noah

			Total		3-Point		F-Throws		Rebounds											Scoring	
Season	gp-gs	min/avg	fg-fga	pct	fg-fga	pct	ft-fta	pct	off	def	tot	avg	pf	fo	ast	to	blk	stl	pts	avg	
2016-17	5-0	17/3.4	1-5	.200	0-1	.000	3-4	.750	1	3	4	0.8	6	0	0	6	0	0	5	1.0	
TOTAL	5-0	17/3.4	1-5	.200	0-1	.000	3-4	.750	1	3	4	0.8	6	0	0	6	0	0	5	1.0	

ACTIVE PLAYER CAREER RANKINGS

Games Played		Games Started		Minutes		Points		Rebounds		Assists		Steals	
1. Brennan	76	1. O'Leary	48	1. Combs	1445	1. Combs	786	1. O'Leary	296	1. Combs	117	1. Henderson	47
2. James	68	2. Combs	45	2. Brennan	1424	2. O'Leary	566	2. Brennan	253	2. O'Leary	113	2. O'Leary	44
t-3. Henderson	48	3. Brennan	33	3. O'Leary	1360	3. Brennan	435	3. McCall	182	3. Brennan	74	3. Combs	42
t-3. O'Leary	48	4. Hall	27	4. McCall	977	4. Henderson	238	4. Hall	180	4. Henderson	63	4. Brennan	40
t-5. Combs	47	5. McCall	21	5. Henderson	796	t-5. Hall	232	5. James	151	5. McCall	59	5. McCall	30
t-5. McCall	47	6. K. Thomas	16	6. Hall	692	t-5. McCall	232	6. Combs	99	6. K. Thomas	50	6. Patterson	21
7. Hall	39	7. James	13	7. James	640	7. James	176	7. Henderson	82	7. Patterson	30	t-7. Hall	15
t-8. Patterson	16	8. Patterson	10	8. K. Thomas	453	8. Patterson	140	8. K. Thomas	38	8. Hall	26	t-7. James	15
t-8. K. Thomas	16	9. Henderson	2	9. Patterson	379	9. K. Thomas	138	9. Patterson	37	9. James	16	t-7. K. Thomas	15
10. Sinn	12	t-10. Fraser	0	10. Fraser	73	10. Fraser	16	10. Fraser	14	10. Hudson	2	10. Hudson	1
11. Fraser	11	t-10. Hudson	0	t-11. Hudson	18	11. N. Thomas	5	11. N. Thomas	4	t-11. Fraser	0	t-11. Fraser	0
12. Hudson	6	t-10. Sinn	0	t-11. Sinn	18	t-12. Hudson	3	12. Hudson	3	t-11. Sinn	0	t-11. Sinn	0
13. N. Thomas	5	t-10. N. Thomas	0	13. N. Thomas	17	t-12. Sinn	3	13. Sinn	2	t-11. N. Thomas	0	t-11. N. Thomas	0

Field Goals Made		FG Attempts		Free Throws Made		FT Attempts		Threes Made		Threes Attempted		Blocks	
1. Combs	262	1. Combs	614	1. Combs	169	1. Combs	221	1. Combs	93	1. Combs	235	1. Brennan	23
2. O'Leary	214	2. O'Leary	424	2. Brennan	78	2. O'Leary	119	2. O'Leary	61	2. O'Leary	171	2. Hall	22
3. Brennan	172	3. Brennan	369	3. O'Leary	77	3. McCall	111	3. Henderson	37	3. Henderson	100	3. O'Leary	20
4. Hall	93	4. Henderson	192	4. McCall	67	4. Hall	106	4. Patterson	31	4. Patterson	81	4. James	17
5. McCall	79	5. McCall	186	5. Henderson	47	5. Brennan	100	5. K. Thomas	15	5. K. Thomas	47	t-5. Combs	4
6. Henderson	77	6. Hall	176	6. Hall	45	6. Henderson	65	6. Brennan	13	6. Brennan	40	t-5. McCall	4
7. James	67	7. K. Thomas	133	7. James	42	7. James	57	7. McCall	7	7. McCall	26	t-5. Patterson	4
8. Patterson	50	8. James	131	8. K. Thomas	37	8. K. Thomas	41	t-8. Hall	1	8. Sinn	9	t-8. Fraser	3
9. K. Thomas	43	9. Patterson	119	9. Patterson	9	9. Patterson	13	t-8. Hudson	1	9. Hudson	3	t-8. Henderson	3
10. Fraser	6	10. Fraser	12	10. Fraser	4	10. Fraser	12	t-8. Sinn	1	t-10. Hall	1	t-10. Hudson	0
t-11. Hudson	1	11. Sinn	9	11. N. Thomas	3	11. N. Thomas	4	t-11. Fraser	0	t-10. N. Thomas	1	t-10. Sinn	0
t-11. Sinn	1	12. N. Thomas	5	t-12. Hudson	0	12. Hudson	2	t-11. James	0	t-12. Fraser	0	t-10. K. Thomas	0
t-11. N. Thomas	1	13. Hudson	4	t-12. Sinn	0	13. Sinn	0	t-11. N. Thomas	0	t-12. James	0	t-10. N. Thomas	0

IUPUI RETURNER/TRANSFER CAREER-HIGHS

#0 DARELL COMBS - CAREER HIGHS

Points:	32	vs. South Dakota (2/25/16)
Rebounds:	7	at Marquette (11/16/15)
Assists:	8	vs. Fort Wayne (2/27/16)
FG:	11	twice
FGA:	20	vs. South Dakota (2/25/16)
3FG:	6	three times
3FGA:	11	vs. South Dakota (2/25/16)
FT:	9	twice
FTA:	14	at Indiana St. (11/13/15)
Blocks:	2	vs. Marian (12/28/16)
Steals:	4	at Georgia State (11/27/15)
Minutes:	39	twice

#11 JOSH JAMES - CAREER HIGHS

Points:	17	vs. Judson (1/2/14)
Rebounds:	10	vs. Omaha (2/28/15)
Assists:	2	at Oral Roberts (1/7/15)
FG:	7	vs. Judson (1/2/14)
FGA:	8	vs. Judson (1/2/14)
3FG:	---	
3FGA:	---	
FT:	3	twice
FTA:	4	twice
Blocks:	2	five times
Steals:	3	vs. South Dakota (1/24/15)
Minutes:	30	vs. Omaha (2/28/15)

#22 D.J. MCCALL - CAREER HIGHS

Points:	14	twice
Rebounds:	13	at Ball State (12/3/16)
Assists:	7	vs. Marian (12/28/16)
FG:	6	at Miami (Ohio) (12/10/16)
FGA:	9	at Marquette (11/22/16)
3FG:	2	at Milwaukee (11/19/14)
3FGA:	2	five times
FT:	7	at N.C. Central (12/29/14)
FTA:	10	at N.C. Central (12/29/14)
Blocks:	1	four times
Steals:	3	vs. Eastern Kentucky (12/13/14)
Minutes:	38	at North Dakota State (2/19/15)

#45 AARON BRENNAN - CAREER HIGHS

Points:	14	twice
Rebounds:	7	at Denver (2/4/16)
Assists:	4	twice
FG:	7	vs. Ball State (11/22/14)
FGA:	11	at SIUE (11/26/16)
3FG:	3	vs. Marian (12/28/16)
3FGA:	4	twice
FT:	6	vs. Omaha (2/28/15)
FTA:	7	vs. Omaha (2/28/15)
Blocks:	3	at South Dakota (1/1/16)
Steals:	3	three times
Minutes:	34	vs. Omaha (2/28/15)

#1 T.J. HENDERSON - CAREER HIGHS

Points:	16	vs. Omaha (2/17/16)
Rebounds:	7	vs. North Dakota State (3/6/16)
Assists:	6	at SIUE (11/26/16)
FG:	6	vs. Omaha (2/17/16)
FGA:	10	at Butler (12/28/15)
3FG:	3	three times
3FGA:	6	three times
FT:	5	vs. Western Illinois (12/31/16)
FTA:	5	twice
Blocks:	1	three times
Steals:	4	twice
Minutes:	30	vs. South Alabama (11/24/15)

#15 MATT O'LEARY - CAREER HIGHS

Points:	25	at Illinois (12/6/16)
Rebounds:	12	vs. North Dakota State (3/6/16)
Assists:	9	vs. Fort Wayne (2/27/16)
FG:	9	three times
FGA:	15	at Illinois (12/6/16)
3FG:	4	five times
3FGA:	9	twice
FT:	7	at Illinois (12/6/16)
FTA:	8	at Illinois (12/6/16)
Blocks:	3	vs. Marian (12/28/16)
Steals:	5	vs. Fort Wayne (2/27/16)
Minutes:	36	three times

#24 EVAN HALL - CAREER HIGHS

Points:	14	three times
Rebounds:	11	vs. Eastern Michigan (11/19/16)
Assists:	4	vs. Urbana (12/12/16)
FG:	6	twice
FGA:	12	at Northwestern (12/20/16)
3FG:	1	at Indiana St. (11/13/15)
3FGA:	1	at Indiana St. (11/13/15)
FT:	8	vs. Urbana (12/12/16)
FTA:	9	twice
Blocks:	3	twice
Steals:	2	three times
Minutes:	27	at South Dakota (1/1/16)

#5 KELLON THOMAS - CAREER HIGHS

Points:	22	twice
Rebounds:	5	six times
Assists:	6	three times
FG:	8	at NJIT (12/7/15)
FGA:	15	twice
3FG:	6	at NJIT (12/7/15)
3FGA:	11	at Miami (Ohio) (2/27/16)
FT:	11	at Ball State (1/19/16)
FTA:	13	vs. Ohio (1/16/16)
Blocks:	1	three times
Steals:	3	twice
Minutes:	35	vs. Eastern Michigan (11/19/16)

#20 GRANT SINN - CAREER HIGHS

Points:	3	vs. Urbana (12/12/16)
Rebounds:	1	twice
Assists:	-	---
FG:	1	vs. Urbana (12/12/16)
FGA:	2	twice
3FG:	1	vs. Urbana (12/12/16)
3FGA:	2	twice
FT:	-	---
FTA:	-	---
Blocks:	-	---
Steals:	-	---
Minutes:	4	vs. Urbana (12/12/16)

#25 RON PATTERSON - CAREER HIGHS

Points:	17	vs. Eastern Michigan (11/19/16)
Rebounds:	6	vs. Urbana (12/12/16)
Assists:	6	at Southern Utah (12/17/16)
FG:	6	three times
FGA:	15	at Marquette (11/22/16)
3FG:	5	vs. Eastern Michigan (11/19/16)
3FGA:	9	vs. Eastern Michigan (11/19/16)
FT:	3	at North Dakota State (1/5/17)
FTA:	6	at Virginia Tech (1/3/15)
Blocks:	2	twice
Steals:	4	at Marquette (11/22/16)
Minutes:	31	twice

FIRST-YEAR PLAYER SEASON/CAREER-HIGHS

	#2 ANTHONY JONES	#12 CHAD HUDSON	#32 ELY JAH GOSS	#33 GIOVANNI FRASER	#35 NOAH THOMAS	#40 EVAN BORGMAN
Points:	---	3 vs. Urbana	---	5 vs. Marian	2 - twice	---
Rebounds:	---	1 - three times	---	4 at S. Utah	3 vs. Urbana	---
Assists:	---	1 - twice	---	---	---	---
FG:	---	1 vs. Urbana	---	2 - twice	1 at S. Utah	---
FGA:	---	2 vs. Urbana	---	4 at Marquette	2 - twice	---
3FG:	---	1 vs. Urbana	---	---	---	---
3FGA:	---	2 vs. Urbana	---	---	1 at S. Utah	---
FT:	---	---	---	2 at S. Utah	2 vs. Urbana	---
FTA:	---	2 vs. Howard	---	6 at S. Utah	2 - twice	---
Blocks:	---	---	---	1 - three times	---	---
Steals:	---	1 vs. Howard	---	---	---	---
Minutes:	---	5 vs. Urbana	---	13 vs. Urbana	5 vs. Urbana	---

LAST FOUR BOX SCORES

GAME #13 • NORTHWESTERN 87, IUPUI 65 (EVANSTON, ILL.)

IUPUI 65 • 5-8

#	Player	Total		3-Ptr		Rebounds			PF	TP	A TO Blk Stl					Min
		FG-FGA	FG-FGA	FT-FTA	Off Def Tot	PF	TP	A TO Blk Stl								
15	O'LEARY, Matt	f	5-9	1-3	2-5	1	6	7	1	13	4	0	0	2	2	29
24	HALL, Evan	f	3-12	0-0	0-0	5	3	8	2	6	0	1	0	0	0	20
0	COMBS, Darell	g	3-15	0-5	1-4	2	1	3	4	7	1	1	0	0	0	33
22	McCALL, D.J.	g	2-4	1-1	4-7	2	3	5	3	9	0	1	0	0	0	23
5	THOMAS, Kellon	g	1-8	0-5	1-1	0	2	2	2	3	3	2	0	0	0	24
1	HENDERSON, T.J.	g	4-7	2-3	0-0	0	1	1	1	10	2	0	1	1	1	23
11	JAMES, Josh		1-2	0-0	3-4	0	1	1	0	5	0	0	0	0	0	11
25	PATTERSON, Ron		3-6	2-5	0-0	0	2	2	4	8	1	2	0	1	0	20
33	FRASER, Giovanni		0-1	0-0	0-0	0	0	0	0	0	0	0	0	0	0	6
45	BRENNAN, Aaron		2-3	0-0	0-0	1	0	1	1	4	0	0	1	0	0	11
Team						5	2	7								
Totals			24-67	6-22	11-21	16	21	37	18	65	11	7	2	4	1	200
FG % 1st Half: 12-33		36.4%	2nd half: 12-34		35.3%	Game: 24-67		35.8%	Deadball		Rebounds		4			
3FG % 1st Half: 2-11		18.2%	2nd half: 4-11		36.4%	Game: 6-22		27.3%								
FT % 1st Half: 5-11		45.5%	2nd half: 6-10		60.0%	Game: 11-21		52.4%								

Northwestern 87 • 10-2

#	Player	Total		3-Ptr		Rebounds			PF	TP	A TO Blk Stl					Min
		FG-FGA	FG-FGA	FT-FTA	Off Def Tot	PF	TP	A TO Blk Stl								
34	Lumpkin, Sanjay	f	4-5	0-1	5-6	1	12	13	3	13	1	0	0	2	3	34
25	Benson, Barret	c	2-4	0-0	0-0	2	2	4	2	4	1	2	5	0	0	15
20	Lindsey, Scottie	g	4-11	0-3	3-3	0	0	0	3	11	3	0	0	0	0	27
30	McIntosh, Bryant	g	3-10	2-5	2-2	0	5	5	3	10	9	2	0	0	0	34
4	Law, Vic	g	1-5	1-2	0-0	1	3	4	3	3	1	1	0	0	0	17
10	Hall, Charlie		0-0	0-0	0-0	0	1	1	0	0	0	0	0	0	0	1
12	Brown, Isiah		5-10	3-7	2-2	0	0	0	1	15	4	2	0	1	1	29
23	Ash, Jordan		0-0	0-0	0-0	0	0	0	1	0	0	0	0	0	0	3
32	Taphorn, Nathan		3-7	2-6	4-4	2	2	4	0	12	3	0	1	0	0	18
44	Skelly, Gavin		9-12	1-2	0-1	5	6	11	4	19	1	2	6	0	0	22
Team						3	2	5								
Totals			31-64	9-26	16-18	14	33	47	20	87	23	9	12	3	2	200
FG % 1st Half: 16-30		53.3%	2nd half: 15-34		44.1%	Game: 31-64		48.4%	Deadball		Rebounds		0			
3FG % 1st Half: 4-11		36.4%	2nd half: 5-15		33.3%	Game: 9-26		34.6%								
FT % 1st Half: 10-11		90.9%	2nd half: 6-7		85.7%	Game: 16-18		88.9%								

Officials: Terry Wymer, Bill Ek, Kelly Pfeifer
 Technical fouls: IUPUI-None. Northwestern-None.
 Attendance: 6452

Score by periods	1st	2nd	Total
IUPUI	31	34	65
Northwestern	46	41	87

Last FG - IUPUI 2nd-02:05, NU 2nd-00:12.
 Largest lead - IUPUI None, NU by 25 2nd-10:29.
 IUPUI led for 00:00. NU led for 38:51. Game was tied for 01:09.

Score tied - 1 time.
 Lead changed - 0 times.

GAME #14 • IUPUI 81, MARIAN 60 (INDIANA FARMERS COLISEUM)

Marian 60 • 9-8

#	Player	Total		3-Ptr		Rebounds			PF	TP	A TO Blk Stl					Min
		FG-FGA	FG-FGA	FT-FTA	Off Def Tot	PF	TP	A TO Blk Stl								
15	BELL, Patrick	f	1-6	0-0	2-2	1	5	6	5	4	0	5	1	2	2	22
20	GUYMON, Sam	f	5-9	2-3	0-1	2	4	6	4	12	0	1	1	2	2	27
04	STOWERS, Wesley	g	5-14	2-4	4-4	0	3	3	2	16	5	4	1	1	1	33
00	CROWLEY, James	g	3-7	0-2	0-0	0	2	2	4	6	1	1	0	1	1	27
22	GREEN, Curtis	g	2-6	0-3	0-1	0	1	1	2	4	0	3	0	0	0	33
03	MILLS, Jake		0-6	0-4	1-2	0	0	0	2	1	2	0	0	0	1	21
23	JORDAN, Andrew		6-14	1-3	0-1	1	9	10	1	13	1	2	2	2	2	26
30	PATTERSON, Trey		2-2	0-0	0-0	1	2	3	2	4	0	1	0	0	0	11
Team						4	4	8								
Totals			24-64	5-19	7-11	9	30	39	22	60	9	17	5	9	9	200
FG % 1st Half: 10-33		30.3%	2nd half: 14-31		45.2%	Game: 24-64		37.5%	Deadball		Rebounds		1			
3FG % 1st Half: 2-9		22.2%	2nd half: 3-10		30.0%	Game: 5-19		26.3%								
FT % 1st Half: 2-3		66.7%	2nd half: 5-8		62.5%	Game: 7-11		63.6%								

IUPUI 81 • 6-8

#	Player	Total		3-Ptr		Rebounds			PF	TP	A TO Blk Stl					Min
		FG-FGA	FG-FGA	FT-FTA	Off Def Tot	PF	TP	A TO Blk Stl								
15	O'LEARY, Matt	f	3-8	2-4	2-2	0	6	6	2	10	2	3	3	0	0	28
24	HALL, Evan	f	2-4	0-0	0-2	3	2	5	2	4	1	2	0	1	1	16
00	COMBS, Darell	g	8-14	3-4	4-6	0	2	2	2	23	2	2	1	1	1	25
05	THOMAS, Kellon	g	3-8	1-3	1-2	0	1	1	0	8	3	0	0	0	0	25
22	McCALL, D.J.	g	1-2	0-1	2-4	2	9	11	0	4	7	2	0	0	0	22
01	HENDERSON, T.J.		2-4	0-2	2-2	0	1	1	1	6	2	2	0	2	2	22
11	JAMES, Josh		1-2	0-0	1-1	1	4	5	1	3	0	1	0	1	0	9
12	HUDSON, Chad		0-1	0-1	0-0	0	0	0	1	0	0	0	0	0	0	4
20	SINN, Grant		0-1	0-1	0-0	0	0	0	0	0	0	0	0	0	0	2
25	PATTERSON, Ron		2-5	1-4	0-0	0	3	3	1	5	2	1	0	1	0	19
33	FRASER, Giovanni		2-2	0-0	1-2	1	1	2	3	5	0	2	1	0	0	8
35	THOMAS, Noah		0-1	0-0	0-0	0	0	0	1	0	0	1	0	0	0	4
45	BRENNAN, Aaron		5-10	3-4	0-0	1	3	4	1	13	1	0	1	1	1	16
Team						0	2	2								
Totals			29-62	10-24	13-21	8	34	42	15	81	20	16	7	7	7	200
FG % 1st Half: 13-29		44.8%	2nd half: 16-33		48.5%	Game: 29-62		46.8%	Deadball		Rebounds		3			
3FG % 1st Half: 5-11		45.5%	2nd half: 5-13		38.5%	Game: 10-24		41.7%								
FT % 1st Half: 7-11		63.6%	2nd half: 6-10		60.0%	Game: 13-21		61.9%								

Officials: John Floyd (R), Tyler Kumpf, Jabir Walker
 Technical fouls: Marian-None. IUPUI-None.
 Attendance: 1104

Score by periods	1st	2nd	Total
Marian	24	36	60
IUPUI	38	43	81

Last FG - MARIAN 2nd-00:19, IUPUI 2nd-03:47.
 Largest lead - MARIAN by 3 1st-10:42, IUPUI by 31 2nd-03:26.
 MARIAN led for 05:00. IUPUI led for 31:25. Game was tied for 03:29.

Score tied - 3 times.
 Lead changed - 6 times.

GAME #15 • IUPUI 89, WESTERN ILLINOIS 71 (INDIANA FARMERS COLISEUM)

Western Illinois 71 • 4-9, 1-1 Summit

#	Player		Total		3-Ptr		Rebounds			PF	TP	A	TO	Blk	Stl	Min
			FG-FA	FG-FGA	FT-FTA	Off	Def	Tot								
30	MIKLUSAK, Mike	f	8-15	5-8	2-2	0	5	5	4	23	5	2	0	1	37	
52	GILBECK, Brandon	c	1-1	0-0	1-2	3	2	5	4	3	0	4	3	0	9	
11	BRUSTER, Delo	g	3-6	2-2	0-0	0	2	2	2	8	4	1	0	0	31	
31	COVINGTON, Garret	g	8-18	2-7	4-5	1	2	3	3	22	1	3	1	1	37	
40	DUFF, C.J.	g	1-8	1-6	0-0	1	1	2	2	3	2	1	0	2	26	
15	ANCRUM, Dalan		0-0	0-0	0-0	0	0	0	0	0	0	1	0	0	3	
22	MORGAN, Jalen		5-7	0-0	0-1	1	1	2	5	10	0	2	0	0	16	
3	CLAAR, James		0-0	0-0	0-0	0	0	0	0	0	0	0	0	0	4	
32	USIOSEFE, Jeremiah		0-4	0-1	0-1	1	5	6	0	0	0	1	0	0	22	
34	SNYDER, Chris		0-0	0-0	0-0	0	0	0	1	0	0	0	0	0	8	
44	HUGHES, Jordan		1-2	0-0	0-0	0	1	1	0	2	0	0	0	0	7	
Team						3	2	5								
Totals			27-61	10-24	7-11	10	21	31	21	71	12	15	4	4	200	
FG % 1st Half: 16-32			50.0%	2nd half: 11-29	37.9%	Game: 27-61		44.3%	Deadball Rebounds 1							
3FG % 1st Half: 5-13			38.5%	2nd half: 5-11	45.5%	Game: 10-24		41.7%								
FT % 1st Half: 2-2			100.0	2nd half: 5-9	55.6%	Game: 7-11		63.6%								